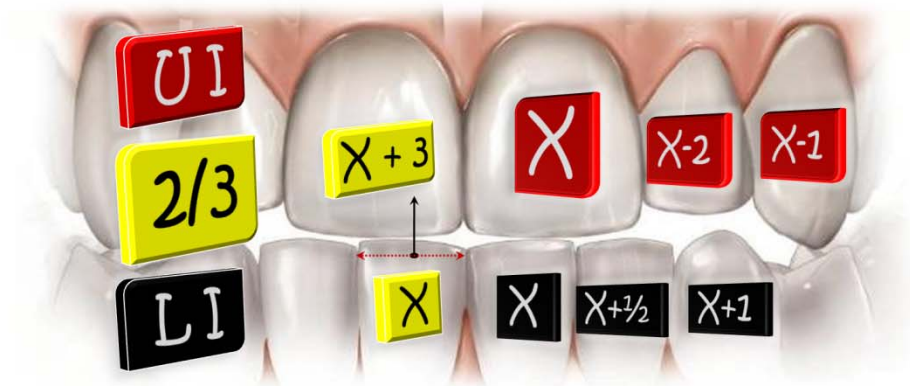


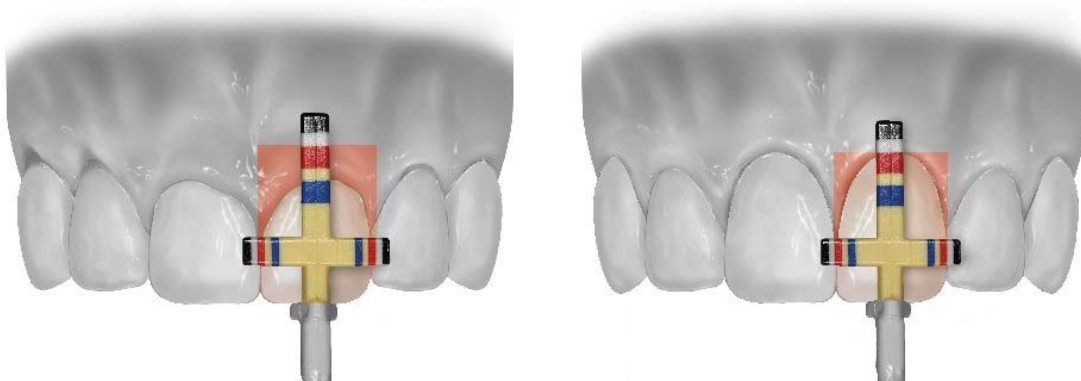
Diagnosis and Treatment Planning for the Dentate Patient



Tooth Proportion Ratios for Maxillary and Mandibular Anterior Teeth



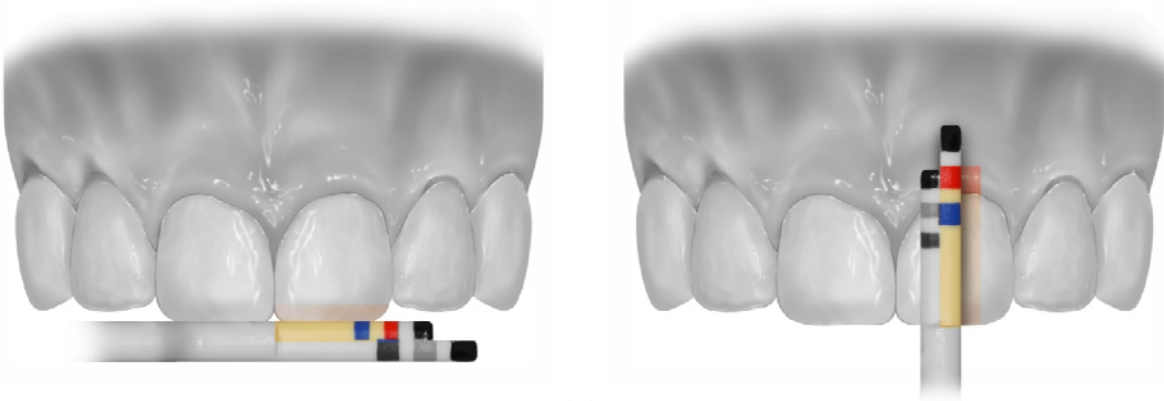
Correlation of Mandibular to Maxillary Anterior Teeth: **Tooth Sizes**



Hu-Friedy T-Bar Tooth Proportion Gauge



Hu-Friedy **In-Line** Tooth Proportion Gauge



Stephen J. Chu, DMD, MSD, CDT

Clinical Associate Professor
Director, Advanced CDE Program in Aesthetic Dentistry
Co-Director, NYU Implant Continuum
Prosthodontic Section Editor, PPAD
New York University College of Dentistry
345 East 24th Street
New York, NY 10010
[P] 212-998-9757
[F] 212-995-4081
schudmd@aol.com

Specialized Dentistry of New York

150 East 58th Street / Suite 3200
New York, NY 10155
[P] 212-752-7937
[F] 212-754-6753
schu@nycsdonline.com