

cds review

NOVEMBER 2016 WWW.CDS.ORG

LEADERSHIP

CORNERSTONE FOR SUCCESS

152ND MIDWINTER MEETING | FEB 23-25, 2017


PRELIMINARY PROGRAM
MATERIALS ENCLOSED

THE RESPECTED LEADER IN SCIENTIFIC DENTAL MEETINGSSM CHICAGO DENTAL SOCIETY

Dr. Robert A. Uhland » 847.814.4149 » chicagodentalbroker@gmail.com

CHICAGO DENTAL BROKER

847.814.4149



- Sales
- Mergers
- Partnerships
- Practice Trusts
- Negotiations
- Chicago's fastest growing dental brokerage!

**THE ONLY LOCALLY OWNED DENTAL BROKERAGE
THAT IS OPERATED BY A DENTIST AND CDS MEMBER.**

PRESIDENT'S WELCOME

1

Leadership matters. I first heard those words from our pastor, Bill Hybels of Willow Creek Community Church, during one of the church's past Global Leadership Summits.

Leadership matters. It matters in our families, our communities, our practices and our profession. Without leadership we have no direction, no vision, and our lives are lived without purpose. That is why I chose this year's theme, "LEADERSHIP: Cornerstone For Success." On behalf of the Chicago Dental Society's Board of Directors and staff, my wife, Jan, and I would like to extend our invitation to attend this year's 152nd Midwinter Meeting. The intent of this year's meeting is to enhance everyone's leadership skills through a variety of classes that are offered for each member of the dental team. Knowing the clinicians speaking are already considered leaders in their field, I have asked each of them to take a small amount of time in their courses to share with you what leadership means to them, how they demonstrate their own leadership style, and what tips they can impart that will help improve your leadership when you return to the office.

This year's General Chair, James Robinson, and Program Chair, Philip Schefke, have worked tirelessly to put together a program and meeting that you won't want to miss. Working closely with our Director of Scientific Programs, Ted Borris, they have focused on the team approach to the dental delivery system, allowing each member to improve both their clinical and interpersonal skills. More than 125 clinicians have been invited to give some 200 courses over the three days of the meeting. Returning this year is a number of world renowned clinicians that have been absent from our meeting for some time. We have also brought back live patient demonstrations that were such a success. In order to make the meeting more affordable, we have introduced some cost reducing incentives that many members can take advantage of, including lowering registration fees for multiple attendees and lower course fees, while still maintaining more than 50 percent free courses.

If you want to take a break from the courses, head to the exhibit floor. There you will find the latest in products, materials, equipment and services that can enhance your practice in many different ways. With more than 700 companies exhibiting, there is a huge selection for every practice type. On the floor, members will again be able to redeem their rebate coupon for purchases during the meeting; and you can receive an hour of CE for just perusing the exhibits. If you get hungry, enjoy the diverse selections in the food court across from the Exhibit Hall entrance, with ample seating for the whole team.

We are particularly proud of this year's social events. To continue the leadership theme, we are thrilled to have John McDonough, President of the Chicago Blackhawks, as our Opening Session speaker on Thursday afternoon. John has been the architect of a



winning program; he will share with us his leadership secrets. Attendees will also be able to celebrate the winners of the Chicago Dental Society Foundation's Vision Award, the CDS Communications Committee Cushing Award and the Gordon Christensen Award. On Friday we will again have our always popular fashion show and luncheon produced by ZZAZZ Productions, this year entitled Fashion Leaders Rock the Runway. At the end of the day we will have both the New Dentist Reception as well as a new reception for the whole dental team. Later that night put on your favorite cowboy boots because for the first time ever, CDS is Kicking It Up Country at the Park West, with one of the Midwest's best country cover bands — American Country. This will be a night you don't want to miss. Our meeting will conclude with the President's Dinner Dance, this year with our favorite High Society Orchestra.

Something else my pastor shared rings true and relates to this meeting, "Everyone wins when a leader gets better." It is my honor and privilege to serve this society, and it is my hope you will thoroughly enjoy this year's meeting.

Phillip J. Fijal, DDS, FAGD, FICD, FACD
President, Chicago Dental Society, 2017

Visit us at Booth #2807

New Products, Demonstrations and Great Deals!

No Spilling or Rusting
Every Practice Needs This!

BurButler™

Universal Silicone Block
Grips All Burs

Available in 5 colors
5-Hole
10-Hole
25-Hole (short or tall lid)

EyeSpecial C-II

CELLERANT
BEST OF CLASS
TECHNOLOGY AWARD
2 TIME WINNER

SMART DIGITAL CAMERA,
DESIGNED EXCLUSIVELY FOR DENTISTRY

Standard	Low glare	Surgery	Whitening	Mirror	Isolate shade	Face	Tele macro
----------	-----------	---------	-----------	--------	---------------	------	------------

- 8 Dental shooting modes – Easier, faster and more reproducible images
- Auto focus, zoom and isolate
- 3.5 inch LED/LCD touchscreen – Works with exam gloves

Thomas E. Dudney, DMD

Live Dentistry:
Friday, February 24
9am – 12pm

Beautiful Flow Plus

Finally, an
Injectable Hybrid
Restorative for
All Indications

F00 Zero Flow
Stackable

F03 Low Flow
Self-leveling

ATTACHMENT REMOVAL KIT FOR CLEAR ALIGNERS

Safe Removal
of Orthodontic
Composite
Attachments

Beautiful® II PINK & WHITE

FLUORIDE RELEASING,
BIOACTIVE,
NANO-HYBRID
COMPOSITE

gingiva & enamel
shade composite



Scan here for more information
on all Shofu Products.

Visit www.shofu.com or call 800.827.4638

Shofu Dental Corporation • San Marcos, CA



TABLE OF CONTENTS



TABLE OF CONTENTS

President's Welcome	1
Directory	4
General Information	7
Payment/Refund Policy	7
What's New for 2017	8
Rebate Coupons	12
Honorees	13
Transportation	13
On-site Mobility Assistance	14
Mentor Luncheon	15
Hotel Guide	18
Registration Fees	21
Registration Form	22
Special Events	27
Opening Session	28
Fashion Show	29
New Dentist Reception	30
Dental Team Reception	31
Friday Night Concert	32
President's Dinner Dance	33
Thursday Programs	35
At-A-Glance	36
The Business of Dentistry Track	37
Live Patient Demonstraions	38
All Day Programs	39
Morning Programs	40
Prosthodontics Today Programs	48, 56
Afternoon Programs	48
Friday Programs	57
At-A-Glance	58
The Basics Express Track	59
Live Patient Demonstrations	61
All-Day Programs	61
Morning Programs	62
Windy City Lecture Series	69, 76
Afternoon Programs	71
Saturday Programs	81
At-A-Glance	82
The Female Professional Track	83
Live Patient Demonstration	84
All-Day Programs	84
Morning Programs	85
Windy City Lecture Series	93, 100
Afternoon Programs	94
Index	103
Speakers	104
Committee Chairs	105
Statement of Ownership	105
Exhibitors	106
Course Sponsors	110
Associated Events	111
Advertising Index	114
Meeting Place	115
Classified Advertising	117

© Copyright 2016
by the Chicago Dental Society.

CDS Review (USPS 573-520) November 2016, Vol. 109, No. 6. The CDS Review is published seven times a year by the Chicago Dental Society.

Circulation: 10,500. Periodicals postage paid at Chicago, IL, and at additional mailing offices.

STAFF

Editor

Walter Lamacki, DDS

Director of Publications/Managing Editor

Will Conkis

Publications Coordinator/Graphic Designer

Tom Long

Manager of Communications

Rachel Schafer

Staff Writer

Joseph DeRosier

Administrative Assistant

Maura Condon

ADDRESS CHANGES

Postmaster: Send address changes to: Chicago Dental Society, Member Services, 401 N. Michigan Ave., Suite 200, Chicago, IL 60611-5585

SUBSCRIPTIONS

CDS members, \$17 (US/Canada)

Nonmembers, \$25 (US/Canada)

Schools and Other Institutions, \$30

(US/Canada);

Foreign, \$45

Single copies: \$5 domestic, \$8 foreign; except Preliminary Program issue:

\$10 domestic, \$20 foreign (payable in U.S. funds).

Cover Photograph by Robert J. Kelly

CHICAGO DENTAL SOCIETY | 2017 MIDWINTER MEETING

DIRECTORY

PHONE DIRECTORY

CDS Review	312.836.7325
Communications	312.836.7330
Classified Advertising	312.836.7323
Display Advertising	312.836.7326
Member Services	312.836.7321
Peer Review	312.836.7331
Scientific Programs	312.836.7312

STAFF DIRECTORY

Executive Director

Randall Grove, 312.836.7308, rgrove@cds.org

Associate Executive Director

Barry Ranallo, 312.836.7314, branallo@cds.org

Exhibitor Services Director

Lisa Girardi, 312.836.7327, lgirardi@cds.org

Member Services Director

Joanne Girardi, 312.836.7320, jgirardi@cds.org

Publications Director

William Conkis, 312.836.7325, wconkis@cds.org

Scientific Programs Director

Ted Borris, DDS; 312.836.7312, tborris@cds.org

Communications Manager

Rachel Schafer, 312.836.7330, rschafer@cds.org

Financial and Information Services Manager

Mohammed Adil, 312.836.7316, mkadil@cds.org

Mediation and Peer Review Manager

Helen Rabitoy, 312.836.7331, hrabitoy@cds.org

AFFILIATED ORGANIZATIONS

AMERICAN DENTAL ASSOCIATION

312.440.2500 or 800.621.8099; www.ada.org

CHICAGO DENTAL SOCIETY FOUNDATION

Kristen Weber, Executive Director
312.836.7301, kweber@cdsfound.org;
Fax: 312.836.7337; www.cdsfound.org

ILLINOIS STATE DENTAL SOCIETY

217.525.1406 or 800.475.4737
www.isds.org

CDS OFFICERS

President: George Zehak, 708.484.0235,
grzenterprises@comcast.net

President-elect: Phillip Fijal, 847.824.5252,
pjflptp@aol.com

Secretary: Louis Imburgia, 847.698.0888,
drimburgia@att.net

Vice President: Cheryl Watson-Lowry,
773.768.3100, cdwatsonlowry@aol.com

Treasurer: Terri Tiersky, 773.286.3750,
ttiersky@comcast.net

BRANCH OFFICERS

ENGLEWOOD

Director: John Kozal, 708.458.8585,
jkozaldds@aol.com

President: Ammar Adam, 708.799.2553,
ammar_adam@hotmail.com

Correspondent: Denise Hale, 708.599.7090,
denise.haledds@yahoo.com

KENWOOD/HYDE PARK

Director: Kimberley Bolden, 312.372.7874,
kmhbolden@aol.com

President: Darryl Pendleton, 312.355.1670,
dpendle@uic.edu

Correspondent: Sherece Thompson,
773.238.9777, sthompsondds@sbcglobal.net

NORTH SIDE

Director: Cissy Furusho, 773.545.0007,
bbyteeth@me.com

President: Joshua Ries, 773.233.1933,
joshua.ries@gmail.com

Correspondent: Ashley Kauffman, 847.677.2404,
ashleykauffmandds@gmail.com

NORTH SUBURBAN

Director: Astrid Schroetter, 312.372.7752,
schroetterdental@sbcglobal.net

President: Yendis Gibson, 847.971.8836,
gibsonyl@sbcglobal.net

Correspondent: Karen Kasinski, 262.488.8191,
karen.kasinski@gmail.com

NORTHWEST SIDE

Director: Charles DiFranco, 847.318.0066,
cdifranco2@comcast.net

President: Gordon Ziols, 773.763.1000,
ziols@comcast.net

Correspondent: Paul DiFranco, 847.318.7711,
pdifra2@gmail.com

NORTHWEST SUBURBAN

Director: Renee Pappas, 847.253.8501,
reneepd@wideopenwest.com

President: Joseph Baldassano, 847.359.6979,
baldassano-endo@att.net

Correspondent: Sylvia Deek, 312.612.9881,
drsdeek@gmail.com

SOUTH SUBURBAN

Director: Kevin Patterson, 708.849.8627,
kpattersondds@aol.com

President: Edward Ruiz, 708.798.8899,
eruiddds@earthlink.net

Correspondent: W. Brent Stanford,
708.755.2220, 1wbstanford@comcast.net

WEST SIDE

Director: Michelle Jennings, 708.354.4545,
lagrangeperio@yahoo.com

President: Larry Williams Jr., 630.515.6448,
lwilli@midwestern.edu

Correspondents: Richard Kohn, 708.579.0488,
dr-richardkohn@yahoo.com;
and Michael Santucci, 815.621.1605,
msantucc@uic.edu

WEST SUBURBAN

Director: Mark Ploskonka, 773.846.6000,
ploskonka@msn.com

President: Alyssa Brown, 630.323.5200,
alysabrown8@yahoo.com

Correspondent: Mike Munaretto, 708.579.0488,
westsubcds@gmail.com

CORRESPONDENCE & CONTRIBUTIONS

Address editorial correspondence to:

Chicago Dental Society
CDS Review

401 N. Michigan Ave., Suite 200

Chicago, IL 60611-5585

Phone: 312.836.7300

Fax: 312.836.7337

Email: review@cds.org

Dr. Lamacki's email: wlamacki@gmail.com

All material submitted for consideration must be emailed or typewritten, not handwritten. Original articles published herein become the property of the CDS Review. Opinions and statements expressed within this publication are those of the writer and not necessarily those of the Chicago Dental Society.

MEETING ANNOUNCEMENTS

CDS provides the free publication of meeting announcements for dental study clubs and not-for-profit organizations in the CDS Review and on our website, www.cds.org.

The publication of such notices is at the sole discretion of CDS. Be sure to include the following: subject, date, time, location and speaker's name and degree, as well as the name and phone or email of your contact person. All information must be submitted in writing. CDS reserves the right to edit material for space and style. Email meeting information to review@cds.org.

ADVERTISING

Email adinfo.cds@foxrep.com or contact one of the following regional offices:

Fox-Chicago

800.440.0231 or 312.644.3888,
Fax: 312.644.8718

Fox-New York

212.725.2106, Fax: 212.779.1928

Fox-Los Angeles

805.522.0501, Fax: 805.522.0504

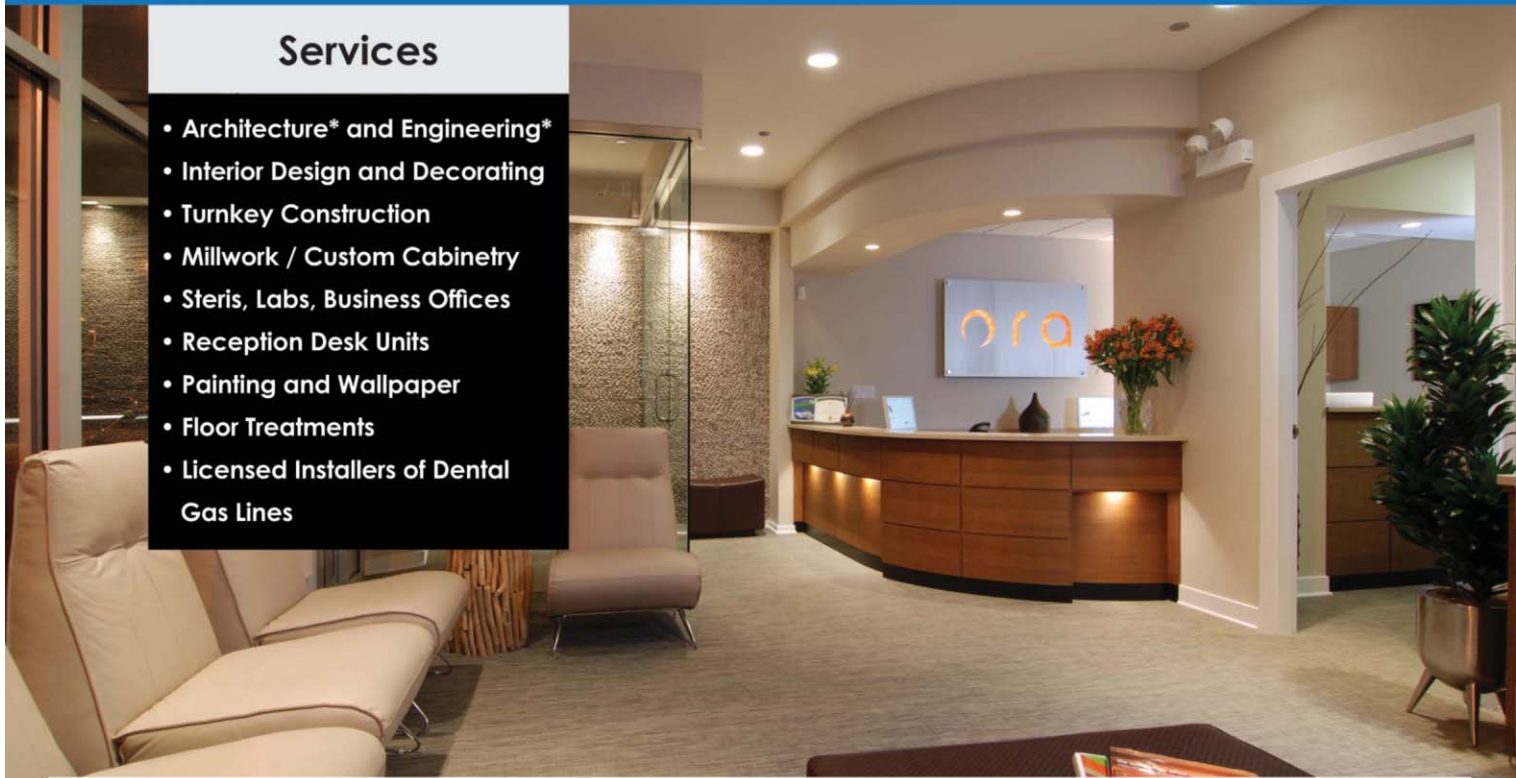
Fox-Detroit

248.626.0511, Fax: 248.626.0512

Dental Office Designers & Builders

Services

- Architecture* and Engineering*
- Interior Design and Decorating
- Turnkey Construction
- Millwork / Custom Cabinetry
- Steris, Labs, Business Offices
- Reception Desk Units
- Painting and Wallpaper
- Floor Treatments
- Licensed Installers of Dental Gas Lines



“Experience Matters”

Over the past 20 years ACOA, Ltd. Construction Company has guided dentists through every phase of their new office build-out process on-time and on-budget.

*Architecture services provided by Licensed Architects
 *Engineering services provided by Licensed Engineers



See our work at: www.acoadental.com
 Contact us: 847.229.8414

ACOA, Ltd.
 CONSTRUCTION COMPANY
 DESIGNERS & BUILDERS



SMART FOR YOUR PRACTICE. AND FOR YOUR PATIENTS.

At Delta Dental of Illinois, we encourage our members to visit the dentist regularly. That equals more than 2 million potential patients seeking the services of a Delta Dental network dentist. And with our accurate claims processing, convenient technology support and unrivaled service, we help give you more time to do what you do best - care for your patients.

There are many reasons why nearly 80 percent of practicing dentists participate in Delta Dental's networks nationally. Visit SmartForYourPractice.com to learn more about joining the Delta Dental PPOSM network today.



Smart plans for smart mouths.

GENERAL INFORMATION

GENERAL INFORMATION

PAYMENT/REFUND POLICY	9
REBATE COUPONS	12
TRANSPORTATION	13
TRANSPORTATION FOR VISITORS WITH DISABILITIES	14
ON-SITE ASSISTANCE	14
CDS MENTOR BRUNCH	15
HOTEL GUIDE	18
REGISTRATION FEES	21
REGISTRATION FORM	22

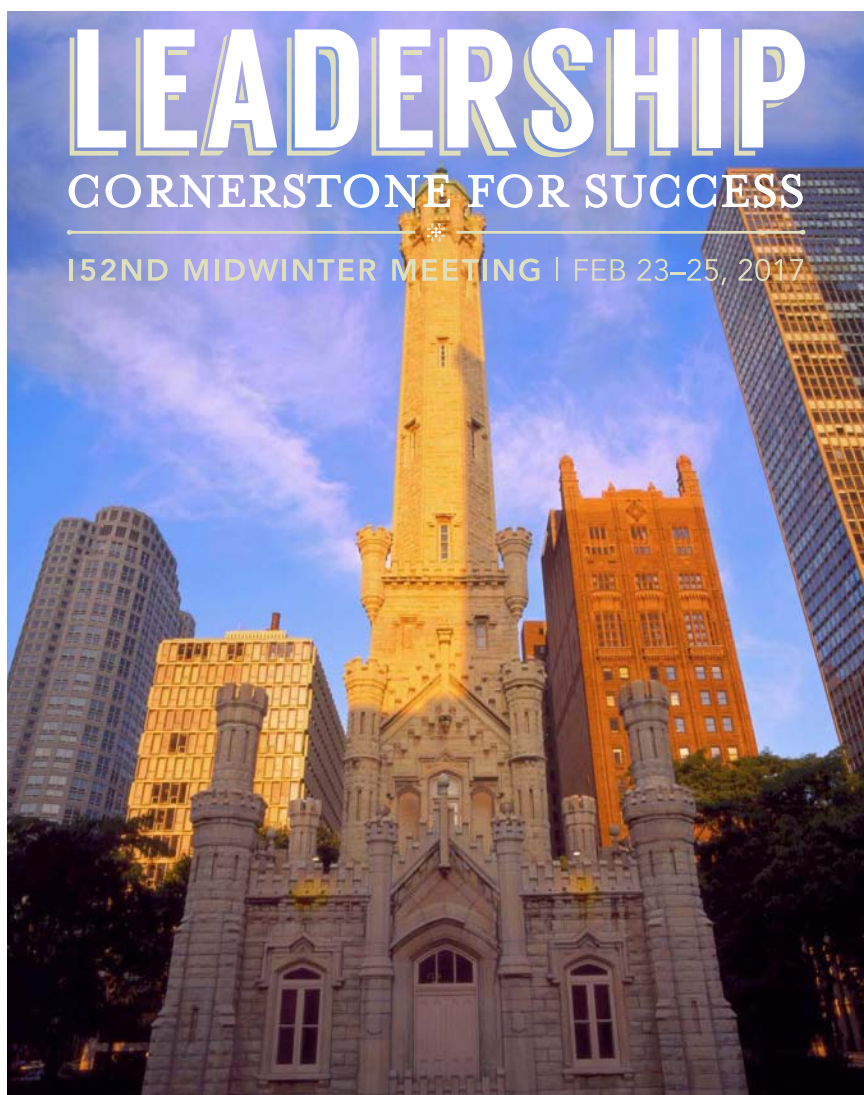
CDS offers you three ways to register:

- Online, at www.cds.org, through Feb. 17
- By faxing the form on pages 22 – 23 to 630.241.1007 before Jan. 18
- By mailing the form on pages 22 – 23 before Jan. 18 (postmark). Please use your own envelope and mail form to:

Chicago Dental Society
 Midwinter Meeting
 c/o Advanced Tradeshow Technology
 PO BOX 4199
 Lisle, IL 60532

CHICAGO DENTAL SOCIETY | 2017 MIDWINTER MEETING

GENERAL INFORMATION



LEADERSHIP

CORNERSTONE FOR SUCCESS

152ND MIDWINTER MEETING | FEB 23-25, 2017

Online registration for the 152nd Annual Midwinter Meeting, LEADERSHIP: Cornerstone for Success, starts at 9 a.m. Nov. 1. Online registration ends Feb. 17.

The 2017 Midwinter Meeting at McCormick Place West, runs from Feb. 23 through Saturday, Feb. 25. For three full days, you can see the best Exhibits and enjoy the best Scientific Programs.

2017 CDS President Phillip Fijal encourages you to register early to ensure you and your dental team can take the continuing education classes you want to attend. As in previous years, classes, free and paid, fill up quickly, the CDS president said. He added that early registration prior to Feb. 1 offers many financial incentives as well.

CDS REVIEW | NOVEMBER 2016

New this year

SPECIAL OFFER FOR NON-MEMBERS

Member Bring a Non-Member

For the first time, Chicago Dental Society members who register as Category A can register a non-member dentist (Category G) as part of their registration. The non-member registration fee will be waived. Here's an opportunity to introduce or re-introduce the best dental meeting to non-members you know. This is a limited offer; non-members can attend only one Midwinter Meeting free of registration charges.

EACH DAY: A NEW SPECIALIZED TRACK OF COURSES

For the first time, each day of the meeting will feature an all-day track devoted to one topic.

Feb. 23: The Business Of Dentistry

The track will feature six speakers that will demonstrate how everything from how you look to how you communicate affect your ability to be successful at the business of dentistry. For more details, see the descriptions at the start of the Thursday course listings.

Feb. 24: The Basics Express: Things They Didn't Teach You In Dental School

The track will give you seven rapid fire glimpses into what you really face on the job after you've graduated and passed the boards. For more details, see the descriptions at the start of the Friday course listings.

Feb. 25: A Day in the Life of the Female Dental Professional

All dentists are equal and equally educated in the art and science of dentistry. But career expectations and goals can be very different for men and women. Four speakers will examine some of those differences and how they can affect your professional life. For more details, see the descriptions at the start of the Saturday course listings.



GENERAL INFORMATION

9



Returning in 2017

3=1 FREE Returns

Your response to our 3=1 FREE program was overwhelmingly positive so we took it a step further and removed the limitations making it a 3=1 FREE for ALL paying categories.

For every three paid registrations that you place, you can register a fourth registrant for free. The special offer is expanded to include all attendee categories that assess a fee. The many financial incentives of early registration prior to Feb. 1 added to 3=1 FREE for ALL makes the Midwinter Meeting more affordable for all attendees.

Customize Your Floor Plan

Create your own customized floor plan highlighting those companies you wish to visit while at the Midwinter Meeting. Simply go online to www.cds.org and select the Virtual Exhibit Hall link. Select View My Exhibitors to create your own MY EXPO ACCOUNT. Then browse the list of registered exhibitors and add them to your account.

- You can search exhibitors by company name or by product category.
- Save the list or modify as need be.
- And print out at home or in your office your own customized floor plan, which will highlight your exhibitors and their booth locations.

Virtual Trade Show Bag

Look in your email for your Virtual Show Bag the week of the meeting. You can also view the bag through the 2017 CDS Mobile App which will be available to download Nov. 1.

REGISTRATION

Midwinter Meeting a Great Bargain

If you register by Jan. 31, your registration materials will be mailed to you prior to the convention. When you receive your registration materials, open them immediately to be sure all your materials are included. Contact our registration company directly and at your earliest convenience for adjustments, refunds or go online to add attendees and courses. Those who register in February must pick up their registration materials on site. International registrations made after Jan. 15 will not be mailed and must be picked up on site.

With four registration tiers – November, December, January and February – November offers the lowest fees. Both December and January increase in price, with February online registration fees being the same as on-site fees. Be sure to keep your Internet confirmation for your records and print February online registration confirmations to expedite onsite badge(s)/ticket(s) pickup.

REGISTER EARLY

This program contains a complete list and description of all courses and registration forms that may be mailed or faxed to the registration company. To avoid registering on site and to save time and money, register online at www.cds.org. We strongly recommend online registration, which is done in real time and provides the latest listing of available and sold-out courses. Mailed and faxed registrations do not offer that same guarantee.

When you register online by Jan. 31, your registration package is mailed to you and includes your badge, badge holder, course tickets and/or Special Event tickets. If you receive a registration package by mail, you don't need to visit the on site registration area at McCormick Place. Additional course tickets will be on sale in General Registration, Level 3, Concourse.

Three ways to register:

- Internet (recommended): www.cds.org
- Fax: 630.241.1007
- Mail: Use your own envelope and mail to:

CDS Midwinter Meeting

Advanced Tradeshow Technologies
PO Box 4199, Lisle, IL 60532

ONLINE ADDITIONS

Online registration will allow additions after the original order has been placed. Mail and faxed registrations can be amended as well. Courses can be added online. To change or cancel your enrollment in a course, the original ticket must be returned to the registration company to receive a refund.

Payment of Fees

All payments must be made in U.S. dollars by credit card (Visa, MasterCard and American Express) or by personal check drawn on a U.S. bank and made payable to the Chicago Dental Society.

CDS makes an effort to process all registration requests. Mailed/Faxed registrations will not be processed after **Jan. 18**. Registration orders received after **Jan. 31** online, will not be mailed (**Jan. 15** for international attendees). If you miss the deadline, you can pick up registration materials on site at the E-ticket stations.


A great bargain is greater in 2017

The Chicago Dental Society is the respected leader in scientific meetings. The Midwinter Meeting has been a great bargain for more than 150 years. But in 2017 the great bargain is greater, as many course fees have been reduced. And CDS still offers more than 50 percent of its Midwinter Meeting courses for FREE.

With four registration tiers – November, December, January and February – November offers the lowest fees. So the earlier you register, the more you save.

3 = 1 FREE

Bring your team and save more



Your response to our 3=1 FREE program was overwhelming positive so we took it a step further and removed the limitations making it a 3=1 FREE for all paying categories.

For every three paying registrations that you sign up, you can register a fourth paying registration for free. The special offer has been expanded to include all attendee categories that assess a fee. With the many financial incentives of early registration prior to Feb. 1 added to 3=1 FREE for all, we've made it easier for you to take your whole team to the Midwinter Meeting.

Member Bring a Non-Member

We are proud of the Midwinter Meeting and encourage CDS members to bring a non-member colleague to attend and see for themselves the benefits of being a member. For the first time, CDS members (Category A) can register a non-member dentist (Category G) as part of their registration. For one time only, the non-member registration fee will be waived. This is a limited offer; non-members can attend only one Midwinter Meeting free of registration charges. This is an opportunity to introduce or re-introduce the best dental meeting to non-members you know.





WE SPEAK THE SAME LANGUAGE.

2mm margin is the difference between average and **perfection.**

CALL US: 847-929-9161

VISIT OUR WEBSITE: SIEGELCONSTRUCTION.COM

EMAIL US: BUILD@SIEGELCM.COM

GENERAL INFORMATION

Refunds

All badge/course registration cancellations or requests for refunds must be made in writing and received in the offices of Advanced Tradeshow Technologies, postmarked no later than **Feb. 6**. If your badges and/or course tickets have been mailed or received, they must be returned with the request for cancellation/refund. **If your tickets have been produced and/or mailed, a \$15 service and handling fee will be deducted from the amount of the refund.**

Requests for refunds must include actual badges and course tickets and should be returned to:

CDS Midwinter Meeting
Advanced Tradeshow Technologies
PO Box 4199, Lisle, IL 60532

Membership Pays Dividends

Free registration for the Midwinter Meeting is a benefit available only to those CDS members who have paid their 2017 dues. Associate members receive the same benefits as local members, including free registration for the Midwinter Meeting, the opportunity to participate in CDS Special Events throughout the year and much more. If you are an ADA member or an international dentist, you can become a CDS associate member at www.cds.org.

Rebate Coupons On Site Only

Your Midwinter Meeting Rebate Coupon will be easier to redeem in 2017, because it will be redeemable only at the meeting during exhibit hours.

Rebate coupons mailed to the Chicago Dental Society will not be honored.

Restrictions apply. Read the front of the coupon carefully. Coupons are mailed with registration materials and are not available to those who register in February and/or on site at McCormick Place.

Dentist Registration

Under no circumstances may a dentist register as a guest, spouse, exhibitor, dental assistant, dental hygienist, dental technician, office personnel, student, family member or dental trade. Registration will be revoked for dentists who register in any category other than dentist, and the dentist will be charged the appropriate registration fee or asked to leave the meeting. Spouses who are dentists are considered dentists and therefore are expected to register as dentists. This is particularly true if you are seeking CE credits from CDS or the Academy of General Dentistry. Dentists registering as media, must be registered as dentists first.

FAQs – Got A Question?

Do you have a question about the 2017 Midwinter Meeting? There is a good chance you will find the answer to your question online at www.cds.org.

GENERAL REGISTRATION

ON SITE

McCormick Place West, Level 3 Concourse

- Feb. 23, 7:30 a.m. – 5 p.m.
- Feb. 24, 7:30 a.m. – 5 p.m.
- Feb. 25, 7:30 a.m. – 3 p.m.

EXHIBITOR REGISTRATION ON SITE

McCormick Place West, Level 3 Concourse

- Feb. 22, 8 a.m. – 4:30 p.m.
- Beginning Feb. 23, exhibitor registration will follow general registration hours.

Special Events

Special Event tickets purchased in February will incur an onsite differential in the fee. Please register for all Special Events through our registration company (internet/mail/fax).

It's in the Mail

All badges/tickets and/or refund checks will be mailed to the individual whose name appears as the primary registrant/payor. Please open your registration materials upon receipt and review the contents. Contact our registration vendor immediately if you have a question about the materials received.

If you have not received your registration materials by mail within 30 days of registering, please call 888.696.2446 or email cdscustomerservice@attregistration.com.

If you arrive at the Midwinter Meeting without your badge, you can obtain a replacement badge at the Reprints booth for a \$10 fee in the General Registration area, Level 3, Concourse. Please allow time to wait in line before your course begins.

Accessing the Exhibit Hall (Level 3, Hall F)

Your badge is your ticket to the Exhibit Hall, Level 3, Hall F. If you do not register for the meeting or do not display your badge, you will not be admitted into the Exhibit Hall. The Exhibit Hall is open 9 a.m. – 5:30 p.m., Feb. 23 and 24. Hours for Feb. 25 are 9 a.m. – 4 p.m. Your badge is to be worn at all times during the meeting.

Minors who are not accompanied by a parent or guardian are not allowed into the Exhibit Hall. The Chicago Dental Society reserves the right to deny a child admission to, and to remove a child and their accompanying parent or guardian from the exhibit floor when the child conducts himself or herself in a manner that disrupts other attendees.

Note: BABY STROLLERS ARE NOT ALLOWED ACCESS ON THE EXHIBIT FLOOR. CHECK STROLLERS AT ANY COAT CHECK LOCATED WITHIN THE WEST BUILDING. IF BRINGING AN INFANT TO THE MEETING, BE SURE TO BRING A BABY BACKPACK, OR CARRIER.

GENERAL INFORMATION

13



Exhibits Only Pass

An Exhibits Only Pass is available for both dentists (category EFD) and non-dentists (category EFN) attending the commercial exhibition only. All other dentist category badges allow access to both scientific sessions as well as the exhibit floor.

Reminders

Free admittance to the Midwinter Meeting is a benefit available to those CDS member dentists who have paid the dues in full or signed up for the auto-dues payment plan on or before Jan. 1 for the year of this Midwinter Meeting. Those who have not paid their dues in full will be required to pay the appropriate registration fee. The registration company receives lists of current members from CDS frequently throughout the registration season to be sure all current CDS members can take advantage of this benefit.

Do not include your CDS dues payment with your registration. An outside contractor handles registration. Enclosing your dues payment with your registration materials will delay the processing of both your dues and your registration.

CDS dues can be paid online at www.cds.org. Please note that it will take up to one week to process your membership before you can preregister as Category A (CDS Dentist).

You can not join the ADA through CDS while preregistering. Register as a non-ADA member and contact your state dental society to join the ADA. If you do join the ADA for 2017 prior to April 1, CDS will refund the difference of the non-ADA registration fee.

Honorees

The award will be presented at the Opening Session of the Midwinter Meeting. Please see CDS social media for details during the meeting.

Gordon J. Christensen Lecturer Recognition Award

The Gordon J. Christensen Lecturer Recognition Award was established in 1990. The award recognizes Dr. Christensen's many outstanding contributions to the dental profession and the Midwinter Meeting, and it honors the contributions of the recipient.

Cushing Award

The George Cushing Award winner will be announced and honored at the Midwinter Meeting. The Cushing Award recognizes those who raise public awareness about the importance of oral health. The Communications Committee of CDS recommends the award winner.

CDS Foundation Vision Award

The CDS Foundation Vision Award honors outstanding volunteer achievement. The recipient is a dedicated philanthropist and volunteer who generously supports access to care programs and dental education for the underserved in their community; practices the dental profession with integrity, honesty and truthfulness with commitment to the protection of the public trust; demonstrates altruism in endeavors, meriting the respect of patients, colleagues and the community; and leads and inspires others through a high sense of purpose and dedication.

GETTING TO THE 2017 MIDWINTER MEETING

McCormick Place West
2301 S. Indiana Ave.
Chicago, IL 60616

Expect Delays

If you drive to the 2017 Midwinter Meeting, you may encounter delays due to road improvement construction projects expected in the vicinity of McCormick Place West. Please plan ahead to allow enough time to arrive at your courses on time.

Public Transportation

Visit McCormick Place's website to plan your travel to the Midwinter Meeting by bus or train.

Parking Alert

Because more than one event is held at McCormick Place, parking availability may be limited. We encourage you to use the free shuttle service from official room block hotels. Please arrive early, allowing ample time for travel within the McCormick Place complex. Late-comers are not guaranteed seats at any F course, even those for which they have already registered.

GENERAL INFORMATION



Shuttle Bus Service

Shuttle bus service is available between the room block hotels and McCormick Place West during peak hours of 6:30 – 11 a.m., and 3:30 – 6:30 p.m. Additional shuttle service will be provided throughout the day to and from McCormick Place and the Hyatt Regency Chicago (CDS headquarters).

The shuttle bus pick-up points will be clearly marked in the hotel lobbies. Plan your trip to allow sufficient travel time for any delays due to weather or traffic conditions.

Taxis, Limousines and Charter Buses

- Taxi cabs pick up/drop off: Gate 40
- Handicapped accessible drop off: Gate 40
- Private limousines, charter buses: Gate 42
- Complimentary shuttle to parking Lot B
- Lot B overflow parking: McCormick Place provides complimentary shuttle to/from Lot B, Gate 42

Transportation for Visitors with Disabilities

Transportation arrangements can be made for visitors with disabilities. Vans are available between the designated Midwinter Meeting hotels and McCormick Place West Feb. 23 – 25 on an arranged basis. For service, call American Sightseeing Chicago directly at 312.251.3100, 8 a.m. – 5:30 p.m.

Airport Shuttle Services

GO AIRPORT EXPRESS

GO Airport Express offers airport shuttle ground transportation services to and from O'Hare or Midway airports. They service all Chicago hotels, McCormick Place convention center, corporations, residential buildings, universities, train stations and more. Efficient, economical and safe ground transportation services depart from O'Hare and Midway airports every 10-15 minutes. You can find GO in the lower terminal airport levels by EXIT door E. From McCormick Place back to the airports, GO departs from GATE 40 every 30 minutes from 11 a.m. – 6:30 p.m. Make reservations online www.cds.org/airport or call 800.284.3826 and use your 10 percent discount code: "CDS." Attendees commuting to the meeting by train can use GO for transportation to and from McCormick Place.

On-site Mobility Assistance

To arrange for special mobility equipment rentals at McCormick Place during the Midwinter Meeting, call Scootaround toll free at 888.441.7575. Service is available 24 hours a day; 72-hour notification is required. Carts reserved in advance can be retrieved at the main coat check located on Level 1, West Side. Wheelchair-accessible entrances and elevators are marked on the map of McCormick Place. Wheelchairs are allowed in the Exhibit Hall.

Additionally, any individual requiring services recognized by the Americans with Disabilities Act, such as services for the hearing impaired, is encouraged to

contact the Chicago Dental Society Director of Scientific Programs 312.836.7300, in writing, or fax (312.836.7329), no later than Jan. 31.

Continuing Education Credit

CE Certification Stations are located in General Registration. CDS will also provide generic forms for documenting course accreditation on counters throughout the General Registration area.

The State of Illinois has instituted mandatory continuing education requirements for dentists and dental hygienists. Illinois dentists are required to obtain 48 CE hours in a three-year period. The current cycle ends in September 2018. Illinois hygienists are required to obtain 36 CE hours in a three-year period and CPR certification in the year of licensure. To verify attendance and obtain CE credits, attendees must record the code number announced at the end of each session on an appropriate form. It is the responsibility of the individual to obtain this code, complete the form and retain all CE documentation.

The Chicago Dental Society is not responsible for tracking CE for its convention attendees, nor does it keep attendance records for attendees who do not officially register for courses. However, attendees can download their CE credits for the current Midwinter Meeting from paid courses and those F Courses for which they registered for at www.cds.org, free of charge through May 31, 2017. You will need your course numbers, CE codes and your eight-digit convention number (Example: 123456/12, found on your registration badge). Beginning June 1, there will be a \$25 charge for this service for prior Midwinter Meeting conventions including the current convention year.

On-site CE Certification Stations located adjacent to the General Registration Area, Level 3, allow attendees to retrieve their official CE certificates to submit to their respective accreditation organizations at no charge.

You can also track your CE for the Midwinter Meeting through the mobile app. The mobile app CE Certification tile will allow an attendee to email the certificate after completing the process.

GENERAL INFORMATION



Mentor Luncheon

The CDS Mentor Program seeks member dentists to assist dental students, pre-dental students, and even new dentists in Illinois, primarily from the Chicagoland area. With two dental schools within CDS boundaries taking advantage of this invaluable resource, CDS needs more mentor dentists than ever before to ensure a one-to-one match of dentist and student or new dentist.

In conjunction with the participating Illinois dental schools, CDS will host a Mentor Luncheon during the 2017 Midwinter Meeting. The event will be held 11:30 a.m. – 1:30 p.m., Thursday, Feb. 23, in Room CC10 of the Hyatt Regency McCormick Corporate Center (attached to the McCormick Place West Building). Dentists and dental students will kick off the season, meet with each other (in some instances for the first time), and spend an informational afternoon together as they build relationships that will be beneficial to both the student and the dentist.

If you are interested in becoming a mentor, visit www.cds.org.

Or if you have questions, contact Lisa Hosley, assistant director of member services at lhosley@cds.org.

Each state's requirements for documentation and verification of course credits differs. It is the responsibility of each participant to verify the requirements of his/her state licensing board(s). Some programs at the Midwinter Meeting are not accepted for credit. For example, the State of Illinois does not accept CE hours for estate planning, financial planning, investments or personal health. CDS includes these topics because of their value to those attending. We encourage you to attend these courses for the personal benefits.

CDS is an ADA CERP Recognized Provider

ADA CERP is a service of the American Dental Association to assist dental professionals in identifying quality

providers of continuing dental education. ADA CERP does not approve or endorse individual courses or instructors, nor does it imply acceptance of credit hours by boards of dentistry. Concerns or complaints about a CE provider may be directed to the provider or to ADA CERP at www.ada.org/cerp.



Participation Courses

Participation courses provide opportunities to handle and manipulate materials, equipment and instruments, and to practice techniques under the supervision of an expert clinician. Participation courses are scheduled for full- or half-day sessions. Some participation courses have a mandatory lecture as part of the

presentation (these courses are marked with an "M"). Seats are reserved in the mandatory lectures for those taking these particular participation courses; however, as a service to the membership, the remaining seats may be offered without charge or with a ticketed fee. Room capacity is limited and seats are available on a first-come, first-seated basis.

Course fees vary with each session, depending on the supplies that are necessary, the capacity of the room and the ability of the instructor to give close attention and supervision to the registrants. There is a surcharge for participation courses purchased in February and on site. Some courses require the participant to bring instruments or materials from the office. Please check course descriptions and tickets carefully for such information and be sure to download the 2017 Midwinter Meeting mobile app for updates throughout the pre-registration season.

Limited Attendance Courses

Ticketed paid lecture courses assure you a seat, as well as cutting-edge information on a particular subject. Details are available in the course descriptions.

Lectures and Panels

Lectures are either full- or half-day sessions. Panels are group presentations on a subject or theme of common interest to all panelists. Questions from the audience are encouraged. Panelists are listed alphabetically, not necessarily in the order in which they will speak.

Special Interest Programs

These programs are designed for dentists, hygienists, assistants, laboratory technicians, office staff, spouses and guests. They offer universal subject appeal. This year's special interest programs offer something for everyone.

Official Disclaimer

The Chicago Dental Society endorses neither speaker content nor products presented during the scientific program. Any references by speakers to products, equipment and techniques are the opinions of the speakers.

Get Organized and Plan Ahead

WITH THE 2017 MIDWINTER MEETING MOBILE APP

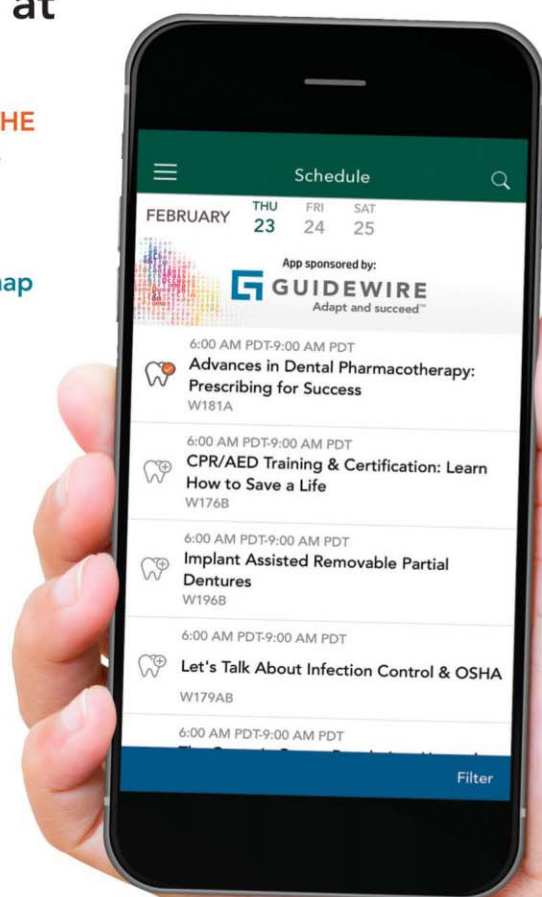
Available in November to download at the iTunes and Google Play stores.

MAKE THE MOST OF YOUR EXPERIENCE BY DOWNLOADING THE 2017 MIDWINTER MEETING MOBILE APP! Our new mobile app is compatible with all Android and iOS smartphones and tablets and it enables you to:

- **Navigate the 170,000 square feet of exhibit space with a 2-D map** and plot your route to visit any of the more than 700 exhibitors.
- **Access your course schedule by logging in and registering** your badge number with the app after you have registered for the meeting. You can even sync with your LinkedIn profile.
- **View PDF handouts from speakers** presenting more than 200 courses on topics of interest to the whole dental team, and take notes that you can email directly to yourself.
- **Online CE Certification** can be done right on the app; no more waiting in line on site.
- **Access the Virtual Tradeshow Bag** full of special offers for you to take advantage of when you visit the Exhibit Hall.

Additional features allow you to network with other attendees within the app, stay connected via social media channels and view all your favorites in one easy place on the app.

DOWNLOAD THE APP, LOG IN AND UPDATE YOUR PROFILE AND YOU WILL BE AUTOMATICALLY ENTERED INTO A RAFFLE TO WIN A GIFT CARD. Names will be drawn at noon each day of the meeting.



CHICAGO DENTAL SOCIETY
THE RESPECTED LEADER IN SCIENTIFIC DENTAL MEETINGSSM



LEADERS IN DENTAL OFFICE DESIGN & CONSTRUCTION

CONTACT US

- ✉ info@apexdesignbuild.net
- ☎ 800.696.8485
- 🌐 www.apexdesignbuild.net
- 📍 Office / Design Center 9550 W. Higgins Road, Suite 170, Rosemont, IL 60018

Millwood
dental systems | The renowned cabinetry brand

SERVING DENTAL PROFESSIONALS FOR 26 YEARS

AFTCO

TRANSITION CONSULTANTS
Since 1968

Call today for a
FREE PRACTICE APPRAISAL
(\$5,000 value)

We are pleased to announce ...

Julie Gud Hilbrenner, D.D.S.

has acquired the practice of

Mark G. Doll, D.D.S.

Lombard, Illinois

Kenneth L. Eichholz Jr., D.D.S.

has acquired the practice of

Stephen Spyrison, D.D.S.

Freeport, Illinois

*We are pleased to have represented
all parties in these transitions.*



1-800-232-3826

Practice Sales & Purchases Over \$3.2 Billion

www.AFTCO.net

GENERAL INFORMATION

Photo Consent Policy

Registration and attendance at, or participation in the Midwinter Meeting and all Chicago Dental Society (CDS) branch and regional meetings and activities constitutes an agreement by the registrant/participant to the use and distribution of the registrant's or attendee's image or voice in photographs, video and audio recordings and all other electronic reproductions of such events and activities by CDS and other third parties.

Recorded Programs

Select programs will be recorded and available for purchase during and after the meeting. They are designated with a CD icon. Visit the Digital Conference Providers booth on Level 3, near General Registration.

You may also purchase the full complement of 2017 recorded programs during online registration for a fee of \$199.

Dinner Reservations

You can make a dinner reservation for many of Chicago's fabulous restaurants while you are at the Midwinter Meeting. Look for the Restaurant Reservations desk counter located adjacent to General Registration, Level 3, east side, for dinner reservations and other information about the city.

Food Service at McCormick Place

The West Building offers a variety of restaurant locations including: Restaurant Court, Level 2; Overlook Café, Level 3, Hall F; and Restaurant Pavilion, Level 3, Room W375AB. More restaurant information is available on the Midwinter Meeting Mobile App.

Midwinter BISTRO

We are pleased the Midwinter BISTRO will be part of the meeting again. The BISTRO will be located in the Exhibit Hall B2543. Reserve your seat for lunch at www.bistrotickets.com/cds after you preregister.

Ticketed Programs

All programs listed in this Preliminary Program require a ticket.

When ordering a ticket, make sure to include the course number and fee. Be sure that courses do not conflict with other courses on the same day/time. Conflicting courses delay the registration process.

Online registration can identify these conflicts, just one of its many benefits.



2017 Hotel Guide

The CDS does not maintain a housing bureau and does not make reservations for attendees of the Midwinter Meeting. CDS has however made arrangements at the following hotels for a limited number of rooms with special discounted rates and/or incentives as part of the room block for the Midwinter Meeting. **DO NOT direct reservation requests to the Chicago Dental Society. Contact the hotel(s) of your choice from the list below via link if provided or by telephone, and ask through their Reservations Desk for the CDS "Chicago Dental Society 2017 Midwinter Meeting" convention rate.** As all hotel rooms are booked on a first-come, first-served basis and the number of rooms at these rates are limited per property and in some cases inventory may already be exhausted or sold-out, please check with the hotel on availability. Please note that rates at some properties may be subject to change. Any customized hotel links to assist with electronic reservations will be updated on the CDS website as they become available.

Listed below are the official room block hotels for the 2017 convention. Shuttle bus service to McCormick Place will be available for guests staying at these room block hotels at a designated location between the peak hours of 6:30 – 11 a.m., with return from McCormick Place between 3:30 – 6:30 p.m. During the non-peak time period, additional shuttle service will only be available to and from the Hyatt Regency Chicago (CDS headquarters) all day intermittently. Room rates include per night rebate to the Chicago Dental Society to help defray the cost of continuing education at the Midwinter Meeting. Rates do not include taxes. A first night deposit or major credit card must guarantee all reservations.

Staying in the room block helps keep meeting costs as low as possible and helps attendees stay connected with the informal activities and networking opportunities that occur during the meeting. We encourage you to act soon in making reservations. Visit www.cds.org to find direct registration links to individual hotels.

Course Designations

All-day courses are designated with an "A" or "B" following the course number. The "A" refers to the morning session of the course and the "B" to the afternoon session. "B" courses are always a continuation of "A" courses. For example:

C101A, 9 a.m. –12 p.m. November: \$70; January: \$90
 C101B, 1:30 – 4:30 p.m. December: \$80; February: \$105

When ordering tickets for an all-day program:

- If you wish to attend the morning session only, order tickets for the "A" course.
- If you wish to attend the afternoon session only, order tickets for the "B" course.
- If you wish to attend both sessions, order tickets for both the "A" and "B" courses.

HOTEL AND MAP



Hotel Map

- 1 Blackstone, a Renaissance Marriott Hotel
636 S. Michigan Ave.
Single/Double: \$119 (Early rate through Dec. 31)
Single/Double: \$139 (rate after Dec. 31)
- 2 Chicago Marriott Downtown
540 N. Michigan Ave.
Single/Double: \$159
- 3 Courtyard Chicago Downtown/River North
30 E. Hubbard St.
Single/Double: \$136
- 4 Fairmont Chicago, Millennium Park
200 N. Columbus Dr.
Single/Double: \$119 (Early rate through Dec. 31)
Single/Double: \$159 (rate after Dec. 31)
- 5 Hilton Chicago
720 S. Michigan Ave.
Single/Double: \$109 (Early rate through Dec. 31)
Single/Double: \$145 (rate after Dec. 31)
- 6 Hyatt McCormick Place
2233 S. Martin Luther King Dr.
Single/Double: \$200
**This hotel will not have shuttle service. Two-night minimum stay*
- 7 Hyatt Regency Chicago (CDS headquarter hotel)
151 E. Wacker Dr.
Single/Double: \$159 (Early rate through Dec. 31)
Single/Double: \$180 (rate after Dec. 31)
- 8 InterContinental Chicago
505 N. Michigan Ave.
Reservation ID# SDU
Single/Double: \$ 159
Single/Double-Executive Tower: \$169
- 9 Loews Chicago Hotel
455 North Park Dr.
Single/Double: \$135 (Early rate through Dec. 31)
Single/Double: \$149 (rate after Dec. 31)
- 10 Omni Chicago Hotel
676 N. Michigan Ave.
Single/Double: \$119 (Early rate through Dec. 31 – one night non-refundable)
Single/Double: \$129 (Early rate through Dec. 31)
Single/Double: \$159 (rate after Dec. 31)
- 11 Palmer House Hilton
17 E. Monroe St.
Single/Double: \$109 (Early rate through Dec. 31)
Single/Double: \$145 (rate after Dec. 31)
- 12 Renaissance Chicago
1 W. Wacker Dr.
Single/Double: \$159
- 13 Sheraton Grand Chicago
301 E. North Water St.
Single/Double: \$135 (Early rate through Dec. 31)
Single/Double: \$159 (rate after Dec. 31)
- 14 Swissôtel Chicago
323 E. Wacker Dr.
Single/Double: \$129 (Early rate through Dec. 31)
Single/Double: \$159 (rate after Dec. 31)
**Shuttle service pick up and drop off from Hyatt Regency Chicago*
- 15 Warwick Allerton Chicago
701 N. Michigan Ave.
Single/Double: \$92 (Early rate through Jan. 15)
Single/Double: \$102 (after Jan. 15)
- 16 Westin River North
320 N. Dearborn St.
Single/Double: \$135 (Early rate through Dec. 31)
Single/Double: \$149 (rate after Dec. 31)

CHICAGO DENTAL SOCIETY | 2017 MIDWINTER MEETING

GENERAL INFORMATION



Free Courses (F)

Many of the scientific programs offered at the Midwinter Meeting are included in the registration fee (which is waived for 2017 CDS Regular and Associate members). Free courses are seated on first-come, first-served basis. Free courses are all ticketed, and if you wish to reserve your seat, register for the course and arrive with ticket prior to start time. Those who wish to attend these courses, but who do not wish to reserve a ticket through registration, need to obtain a ticket, if available, at the classroom door.

Order reserve tickets for free courses in this way:

Name	Category	Pre-reg Fee	Course/Fee
John Smith, DDS	A	\$0	F123/No charge

Mandatory Prerequisite Courses (M)

Some courses have mandatory prerequisite sessions. These courses are marked with an "M." For example:

C203AM

The fee for this course is included in the fee for the participation course to which this mandatory course pertains.

When ordering tickets for a mandatory "M" course:

- Be sure to order tickets for the corresponding course, and do not include the fee for the mandatory "M" course; the "M" fee is included in the fee charged for the participation (P) course.
- Mandatory courses also have available seating for those who do not plan to attend the participation portion. The fee listed with the "M" course applies if you are planning to attend the mandatory "M" course only.

Limited Attendance Courses (C)

Courses at a fee that are not participation workshops are marked with a "C." New in 2017, CDS staggered these course fees to make sessions more affordable for the entire dental team.

Participation Courses (P)

Participation courses are marked with a "P." When ordering tickets for a participation course, please be sure to note whether it requires a mandatory lecture. Order tickets to a participation course and its mandatory lecture this way:

Name	Category	Pre-reg Fee	Course/Fee
John Smith, DDS	A	\$0	P101/\$295
John Smith, DDS	A	\$0	C112/\$90

Please take note of any equipment or materials you will need to bring with you when attending a participation course.

Repeat Courses (R)

Many of our courses are repeated during the meeting to enable as many people to attend as possible. Repeat courses are denoted with an "R." For example, P104R1 is a repeat of course P104. Those courses that are repeated more than once will be designated with a number such as P107R2, which means this is the second repeat of the course P107.

Special Events

Tickets are required for all special events. Be sure to order your special event tickets at the same time you order your scientific program tickets. Only registered attendees can purchase special events tickets. Category SE (Special Events) is available for those attendee guests who are attending only the Fashion Show and Luncheon or President's Dinner Dance. The attendee must register their guest as category SE with their office registration materials or onsite.

GENERAL INFORMATION

REGISTRATION CATEGORY	TIER 1 Registration Fee (Nov. 2016)	TIER 2 Registration Fee (Dec. 2016)	TIER 3 Registration Fee (Jan. 2017)	TIER 4 February 2017 and On site	CREDENTIALS All categories include entrance to exhibit floor except SE
A. CDS Member	\$0	\$0	\$0	\$0	CDS/ADA Card 2016/2017; 2016 CDS dues paid in full
B. ADA Member	\$155	\$165	\$175	\$195	ADA Card 2016/2017
C. Graduate Student	\$55	\$65	\$75	\$95	ADA Card and School/Hospital ID
D. International Dentist	\$155	\$165	\$175	\$195	2016/2017 Member Card; business card
EFD. Exhibit Pass Only (Dentists only)	\$150	\$150	\$150	\$150	Good for dentists only for all three days, no single day passes
EFN. Exhibit Pass Only (Non-Dentist only)	\$150	\$150	\$150	\$150	Good for non-dentists only for all three days, no single day passes
F. Federal Dentist	\$155	\$165	\$175	\$195	Current Federal ID Card 2016/2017
G. Non ADA Member	\$550	\$650	\$750	\$850	On site: Driver's License/State ID
H. Dental Student	\$10	\$10	\$10	\$10	Current school ID 2016/2017
HF. Illinois Dental Student	\$0	\$0	\$0	\$0	UIC/SIU/MWU Current School ID 2016/2017
I. Hygienist	\$55	\$65	\$75	\$95	On site: drivers license/state ID, official letterhead
J. ISDS Hygiene Member	\$0	\$20	\$30	\$50	ISDS current hygiene members only; current 2017 card
K. Assistant	\$55	\$65	\$75	\$95	On site: drivers license/state ID, official letterhead
L. IDAA member	\$0	\$0	\$0	\$0	Illinois resident only: Current card 2016/2017, ADAA card
M. Office Personnel	\$55	\$65	\$75	\$95	On site: drivers license/state ID, official letterhead
N. Laboratory Technician	\$55	\$65	\$75	\$95	On site: drivers license/state ID, business card
NF. ISDS Laboratory Technician Member	\$0	\$20	\$30	\$50	ISDS current lab tech members only; current member card 2017; business card
NS. Laboratory Technician Student	\$0	\$0	\$0	\$0	2016/2017 school/program ID card
P. Press	\$0	\$0	\$0	\$0	Business Card/ID; register in Press Room
PD. Pre-Dental Student	\$0	\$0	\$0	\$0	CDS Card 2016/2017/School ID Required; Free tickets not available in advance
QA. Assistant Student	\$0	\$0	\$0	\$0	Current School ID 2016/2017; Free tickets not available in advance
QH. Hygiene Student	\$0	\$0	\$0	\$0	Current School ID 2016/2017; Free tickets not available in advance
R. Child younger than 21	\$0	\$0	\$0	\$0	Parent/guardian; No course room access; No course ticket
SE. Special Events Only	\$0	\$0	\$0	\$0	Applies to Dinner Dance and Fashion Show only. No access to Exhibits, courses, or other Midwinter meeting events; must be a guest of a registered attendee. Dentists not eligible to register in this category
U. Guest/Family	\$55	\$65	\$75	\$95	Business Card or Identification
V. U.S. Trade	\$55	\$65	\$75	\$95	Business Card or Identification
W. International Trade	\$55	\$65	\$75	\$95	Business Card or Identification

- Buy 3=1 FREE for ALL paid registration categories - Expanded and Extended for 2017
- Member dentists can register one non-member dentist for FREE in 2017

GENERAL INFORMATION

Registration begins Nov. 1. **Tier 1** Registration ends: Nov. 30; **Tier 2** Registration ends: Dec. 31; **Tier 3** Registration ends: Jan. 31. **Tier 4** begins Feb. 1 with on-site fee schedule. February registration materials must be picked up on site. **REMINDER:** You must have a ticket to secure a seat in any free course and tickets can only be obtained for free courses by registering for the course.

1. USA

PAYOR NAME (Primary Registrant)

COMPANY

ADDRESS

ADDRESS (must include Suite/Apt if applicable)

CITY STATE ZIP

PHONE (include area code) FAX (include area code)

email:

Peel label from cover and place here or affix office label/business card.

INTERNATIONAL

PAYOR NAME (Primary Registrant)

COMPANY

ADDRESS

ADDRESS (must include Suite/Apt if applicable)

CITY COUNTRY POSTAL CODE

PHONE (include area code) FAX (include area code)

email:

Peel label from cover and place here or affix office label/business card.

REGISTER BY | FAX: 630.241.1007 | ONLINE: WWW.CDS.ORG | MAIL: USE YOUR OWN ENVELOPE

REGISTRATION CATEGORY	TIER 1	TIER 2	TIER 3
A. CDS Member	\$0	\$0	\$0
B. ADA Member	\$155	\$165	\$175
C. Graduate Student	\$55	\$65	\$75
D. International Dentists	\$155	\$165	\$175
EFD. Exhibits Only Pass (dentists only)	\$150	\$150	\$150
EFN. Exhibits Only Pass (non-dentists only)	\$150	\$150	\$150
F. Federal Dentists	\$155	\$165	\$175
G. Non ADA Member	\$550	\$650	\$750
H. Dental Student	\$10	\$10	\$10
HF. Illinois Dental Student	\$0	\$0	\$0
I. Hygienist	\$55	\$65	\$75
J. ISDS Hygiene Member	\$0	\$20	\$30
K. Assistant	\$55	\$65	\$75
L. IDAA member	\$0	\$0	\$0

REGISTRATION CATEGORY	TIER 1	TIER 2	TIER 3
M. Office Personnel	\$55	\$65	\$75
N. Laboratory Technician	\$55	\$65	\$75
NF. ISDS Laboratory Technician	\$0	\$20	\$30
NS. Laboratory Technician Student	\$0	\$0	\$0
PD. Pre-Dental Student	\$0	\$0	\$0
QA. Assistant Student	\$0	\$0	\$0
QH. Hygiene Student	\$0	\$0	\$0
R. Children younger than age 21	\$0	\$0	\$0
SE. Special Events Only*	\$0	\$0	\$0
<i>*Applicable to President's Dinner Dance and Fashion Show tickets only</i>			
U. Guest/Family	\$55	\$65	\$75
V. U.S. Trade	\$55	\$65	\$75
W. International Trade	\$55	\$65	\$75

2. PRIMARY REGISTRANT (Print or Type)				3. CATEGORY LETTER	4. PRE-REG FEE	TOTAL
CDS # or ADA #					\$	\$
COURSE/FEE /	COURSE/FEE /	COURSE/FEE /	COURSE/FEE /	COURSE/FEE /	COURSE/FEE /	COURSE/FEE /

5. SPECIAL EVENTS

<input type="checkbox"/> SE1/Opening Session @ \$15 = _____ (pre-reg through Jan. 31, \$25 Feb. and on site)	<input type="checkbox"/> SE4/President's Dinner Dance @ \$125 = _____ (pre-reg through Jan. 31, \$135 Feb. and on site)
<input type="checkbox"/> SE2/Fashion Show @ \$75 = _____ (pre-reg through Jan. 31, \$85 Feb. and on site)	<input type="checkbox"/> SE5/New Dentist Reception @ \$15 = _____ Graduation year _____ (pre-reg through Jan. 31, \$25 Feb. and on site)
<input type="checkbox"/> SE3/Friday Night @ \$50 = _____ (pre-reg through Jan. 31, \$60 Feb. and on site)	<input type="checkbox"/> SE6/Dental Team Reception @ \$15 = _____ (pre-reg through Jan. 31, \$25 Feb. and on site)

GENERAL INFORMATION

If necessary, please photocopy the Additional Registrants form to register more members of your staff.

PAYOR NAME _____ PHONE _____

6. ADDITIONAL REGISTRANT (Print or Type)			7. MEMBER NUMBER		8. CATEGORY		9. PRE-REG FEE		TOTAL
							\$		\$
COURSE/FEE /	COURSE/FEE /	COURSE/FEE /	COURSE/FEE /	COURSE/FEE /	COURSE/FEE /	COURSE/FEE /	COURSE/FEE /		
							\$		\$
COURSE/FEE /	COURSE/FEE /	COURSE/FEE /	COURSE/FEE /	COURSE/FEE /	COURSE/FEE /	COURSE/FEE /	COURSE/FEE /		
							\$		\$
COURSE/FEE /	COURSE/FEE /	COURSE/FEE /	COURSE/FEE /	COURSE/FEE /	COURSE/FEE /	COURSE/FEE /	COURSE/FEE /		
							\$		\$
COURSE/FEE /	COURSE/FEE /	COURSE/FEE /	COURSE/FEE /	COURSE/FEE /	COURSE/FEE /	COURSE/FEE /	COURSE/FEE /		
							\$		\$
COURSE/FEE /	COURSE/FEE /	COURSE/FEE /	COURSE/FEE /	COURSE/FEE /	COURSE/FEE /	COURSE/FEE /	COURSE/FEE /		
							\$		\$
COURSE/FEE /	COURSE/FEE /	COURSE/FEE /	COURSE/FEE /	COURSE/FEE /	COURSE/FEE /	COURSE/FEE /	COURSE/FEE /		

10. AMOUNT TOTAL

Primary Registrant Total _____ Special Events Total _____ Additional Registrants Total _____

GRAND TOTAL _____

11. METHOD OF PAYMENT

- Check Amount: \$ _____
- Credit Cards: VISA MasterCard American Express
- Security Code _____
- Identify special needs _____

(Please Print) CDS accepts personal checks (made payable to the CDS Midwinter Meeting), American Express, MasterCard and VISA as payment for pre-registration. However, if ordering tickets, we urge registrants to use American Express/Mastercard/VISA.

CARD NUMBER _____ EXPIRATION DATE _____
 CARD HOLDER'S NAME _____
 SIGNATURE _____ I HAVE READ THE DISCLAIMER

SPECIAL EVENTS DISCLAIMER: In purchasing tickets, individual(s) release the Chicago Dental Society, as well as any of their employees from and against all claims, demands, suits, actions, losses (to persons or property), damages, injuries (including personal or bodily injury or death), expenses (including attorney fees) or other liabilities of any kind, by or in favor of any person, directly or indirectly arising out of or in connection with the event, regardless of cause or fault.

FAX TRANSMISSION DISCLAIMER: A Note About Faxing We strongly recommend faxing your form well in advance of the Jan. 18 deadline. Fax volume increases as the deadline approaches, and CDS is NOT responsible for faxes not received due to a busy telephone line. Keep a copy of your fax transmission report to verify that your fax was transmitted successfully by the deadline in the event of a problem.

Tier 1 Registration ends: **Nov. 30**; Tier 2 Registration ends: **Dec. 31**; Tier 3 Online Registration ends: **Jan. 31**; Tier 4 begins **Feb. 1**
 On-site fees apply. Tier 4 Registration materials will need to be picked up on site.
NO REGISTRATION WILL BE PROCESSED THAT IS RECEIVED AFTER THESE DATES.
 FAX: 630.241.1007 ONLINE: www.cds.org MAIL: Use your own envelope.
 Mail your registration form to: Chicago Dental Society Midwinter Meeting; c/o Advanced Tradeshow Technology, P.O. Box 4199, Lisle, IL 60532

IF REGISTERING BY MAIL, USE YOUR OWN ENVELOPE

CHICAGO DENTAL SOCIETY | 2017 MIDWINTER MEETING

Exhibits and ice cream too

The Midwinter Meeting Exhibit Hall is always a “don’t miss it” for all attendees. The hall is full of energy and excitement as exhibitors display products and services designed to improve the art and science of dentistry.

But hey, there’s always room for another reason to check out the Exhibit Hall. In addition to earning CE credit for visiting the Exhibit Hall, “sweeten” your visits to the exhibit floor with a free ice cream treat. We will be handing out ice cream treats at 2:30 p.m. each day in the Exhibit Hall.

Virtual Tradeshow Bag returns

New in 2016, the Virtual Tradeshow Bag returns and will be filled with special offers from our exhibitors. The Virtual Tradeshow Bag will be emailed to the primary registrant beginning Feb. 22. All attendees may access the Virtual Tradeshow Bag when they download the Midwinter Meeting mobile app. Log in and take advantage of the special offers.

Live patient demonstrations return in 2017

You liked them and you missed them. Live patient demonstrations return to the Midwinter Meeting in 2017. Each day the meeting will have live patient demonstrations and each one is another FREE course. For details, please see the course descriptions, which are listed by day.





Wisconsin Breakfast Reception

With the Wisconsin Dental Association cancelling its annual meeting, the Chicago Dental Society invites all attendees from Wisconsin to a special breakfast reception Friday, Feb. 24. Attendees only need to present their badge showing they are from Wisconsin to enter. The reception will run from 7:30 to 9 a.m. in the foyer area outside W375E.

Innovative continuing education offerings

The CDS member leadership team continuously looks for ways to improve the Midwinter Meeting. That's why the Chicago Dental Society continues to be the respected leader in scientific dental meetings.

Three, new all-day learning tracks are featured – one for each day of the Midwinter Meeting:

- Feb. 23: The Business of Dentistry
- Feb. 24: The Basics Express: Things They Didn't Teach You in Dental School
- Feb. 25: A Day in the Life of the Female Dental Professional.

For details, please see the course descriptions, which are listed by day.



CHICAGO DENTAL SOCIETY MIDWINTER MEETING

Wells Fargo Practice Finance



Let's talk about how we can help you achieve your professional goals.



Call me for a complimentary consultation.

Tom Baker
Business Development Manager
630-539-3571 • tom.baker@wellsfargo.com

Or visit us at wellsfargo.com/cds

ADA Business Resources™

Wells Fargo Practice Finance is the only practice lender selected especially for ADA® members and endorsed by ADA Business Resources™.

All financing is subject to credit approval.

ADA® is a registered trademark of the American Dental Association. ADA Business Resources™ is a service mark of the American Dental Association. ADA Business Resources is a program brought to you by ADA Business Enterprises, Inc., a wholly owned subsidiary of the American Dental Association.

© 2016 Wells Fargo Bank, N.A. All rights reserved. ECG-3020803

Together we'll go far



Safety in numbers.

With workers' compensation insurance through the Chicago Dental Society, your safety efforts can lead to dollars returned in dividends. Plus, you get group pricing, excellent loss control services and — most of all — peace of mind.



AccidentFund
Insurance Company of America

AccidentFund.com

Part of the AF Group

14918

SPECIAL EVENTS



SPECIAL EVENTS

OPENING SESSION	28
FASHION SHOW	29
NEW DENTIST RECEPTION	30
DENTAL TEAM RECEPTION	31
FRIDAY NIGHT CONCERT	32
PRESIDENT'S DINNER DANCE	33



OPENING SESSION WITH THE BLACKHAWKS' JOHN F. McDONOUGH

The 2017 Opening Session will be a very special event featuring remarks and a conversation between Chicago Blackhawks President and CEO John McDonough and 2017 CDS President Phillip Fijal regarding leadership as the cornerstone of success.

There are few people as qualified as Mr. McDonough, who led what Forbes Magazine called the "Greatest Sports-Business Turnaround Ever," when he resurrected the franchise and energized a sleeping fan base.

Since Mr. McDonough joined the Blackhawks in 2007, the team has won the Stanley Cup in 2010, 2013 and 2015.

Also during the Opening Session Program recipients of the Gordon J. Christensen Award, the Cushing Award and the CDS Foundation Vision Award will be honored.

THURSDAY, FEB. 23

- Doors at 5 p.m.
- Program will start promptly at 5:30 p.m.
- Ballroom (W375E) McCormick Place West
- Light food and refreshments provided at the conclusion of the event
- Tickets: \$15 per person purchased online prior to February, \$25 per person online in February or on site
- Ticket required for entry
- Event number: SE1

Purchase tickets online at www.cds.org until Feb. 17. Tickets may also be available Thursday morning at McCormick Place at the Special Events ticket counter in General Registration, Level 3, Concourse, subject to availability.





SPECIAL EVENTS

F A S H I O N L E A D E R S

ROCK THE RUNWAY



A Midwinter Meeting tradition, the annual Fashion Show and Luncheon for 2017 promises to enhance the history of this event by mixing high fashion and fine food. ZZAZZ Productions returns to present the latest in fashion in a high-energy, visually dazzling production.

FRIDAY, FEB. 24

- 11:30 a.m. cash bar reception
- Fashion Show doors open at noon
- Hyatt Chicago Hotel, Crystal Ballroom
- Tickets: \$75 per person online prior to February, \$85 per person in February or on site at General Registration Area
- Tables of 10 available
- Ticket required for entry
- Event number: SE2

Includes entertainment and lunch.

Purchase tickets online at www.cds.org until Feb. 17. Tickets will not be sold at the door.

CHICAGO DENTAL SOCIETY | 2017 MIDWINTER MEETING



NEW DENTIST RECEPTION MEET GREET & EAT



New dentists (those who have been a dentist for 10 years or less) are invited to enjoy cocktails and conversation with your contemporaries during the Midwinter Meeting at the annual New Dentist Reception. Food will also be served.

FRIDAY, FEB. 24

- 5 – 6:30 p.m.
- Level 2, 270 Restaurant, McCormick Place West
- \$15 per ticket on line prior to February, \$25 online in February or on site at General Registration Area
- Tickets required for entry
- Event number: SE5

Purchase tickets online at www.cds.org until Feb. 17. Tickets may also be available Thursday morning at McCormick Place at the Special Events ticket counter in the General Registration Area, Level 3, Concourse, subject to availability.



SPECIAL EVENTS



JOIN THE FUN AT THE *Dental Team Reception*

Hygienists, dental assistants and other members of the dental team are invited to attend a special reception at the Midwinter Meeting just for you. Join your fellow team members for chat, socializing, munchies, refreshments and cocktails at the reception.

FRIDAY, FEB. 24

- W375 Foyer E, McCormick Place West
- 5 – 6:30 p.m.
- Tickets: \$15 per purchased online prior to February, \$25 purchased online in February or on site
- Tickets are required for entry
- Event number: SE6

Purchase tickets online at www.cds.org until Feb. 17. Tickets may also be available Thursday morning at McCormick Place at the Special Events ticket counter in the Registration Area, Level 3, Concourse, subject to availability.

CHICAGO DENTAL SOCIETY | 2017 MIDWINTER MEETING

SPECIAL EVENTS



AMERICAN COUNTRY

PUTS ON AN EVENT YOU WON'T FORGET

A band puts on a concert; American Country puts on an event. Vocalists Christopher Michael, Ted Stockton, and Anna Aiello lead the band through a mind-blowing, drop-dead accurate homage to some of the biggest arena acts in the world.

The American Country stage becomes an entirely new Country concert before your very eyes countless times throughout the night. The band that drives the American Country show consists of Fix Brown II on the bass, Tony Santi on the drums, and Micah and Stoney Wagner on the lead guitars. These country music soldiers pride themselves on nailing some of the most memorable licks and chops of all time, while adding their own style and flare that they've cultivated over years of tirelessly performing. American Country is an experience, an attitude, and expression of music.

Friday, Feb. 24

- Doors open at 8 p.m., performance starts at 9 p.m.
- Park West, 322 W. Armitage Ave.
- Tickets: \$50 per person purchased online prior to February, \$60 per person purchased online in February or on site at General Registration Area
- Ticket required for entry
- Event number: SE3

Purchase tickets online at www.cds.org until Feb. 17. Tickets will not be sold at the door.

CDS REVIEW | NOVEMBER 2016

PRESIDENT'S DINNER DANCE



End your Midwinter Meeting experience on a perfect note by enjoying dancing and dining at the annual President's Dinner Dance. Join CDS President Phillip Fijal and his wife, Jan, to celebrate another memorable Midwinter Meeting.

The entrancing music of the High Society Orchestra will help make memories for you.

SATURDAY, FEB. 25

- Hyatt Chicago Hotel, Crystal Ballroom
- Reception: 7 – 7:30 p.m.
- Dinner Seating: 7:30 p.m.
- Black Tie Optional
- Tickets: \$125 per person purchased online prior to February, \$135 per person online in February or on site in the General Registration Area
- Tables of 10 available
- Event number: SE4

Purchase tickets online at www.cds.org until Feb. 17. *Tickets will not be sold at the door.*

CHICAGO DENTAL SOCIETY | 2017 MIDWINTER MEETING

INTERDISCIPLINARY LEARNING CENTER

PRESENTED BY



THURSDAY

- Dr. David Little:** C129 Enhancing Implant Diagnosis & Restorative (See Page 45)
C155 Implant Solutions for Edentulous Patients (See Page 53)
- Dr. David Landwehr:** F134M Reliable Endodontic Outcomes (See Page 47)
P163 Reliable Endodontics Outcomes Workshop (Page 56)

FRIDAY

- Dr. Lori Trost:** F232M Organize, Restore, Protect (See Page 69)
P267 Organize, Restore, Protect Workshop (See Page 79)
- Dr. Rand Mattson:** P238 Innovative Approach to Biofilm Eradication Workshop (See Page 70)
Ms. Diane Bosgieter
- Dr. Sam Simos:** C260 Anatomy of a Hygiene Appointment (See Page 77)

SATURDAY

- Dr. Sam Simos:** C325 360 Bonding Solution (See Page 90)
- Ms. Shirley Branam:** F328 A Radiology Portfolio (See Page 91)

THURSDAY

THURSDAY

AT-A-GLANCE	36
THE BUSINESS OF DENTISTRY	37
LIVE PATIENT DEMONSTRATION	38
ALL-DAY PROGRAMS	39
MORNING PROGRAMS	40
8 A.M. PROGRAMS	40
8:30 A.M. PROGRAMS	42
9 A.M. PROGRAMS	44
PROSTHODONTICS TODAY PROGRAMS	48, 56
AFTERNOON PROGRAMS	48
12:30 P.M. PROGRAMS	48
1 P.M. PROGRAMS	50
1:30 P.M. PROGRAMS	52

CDS offers you three ways to register:

- Online, at www.cds.org, through Feb. 17
- By faxing the form on pages 22 – 23 to 630.241.1007 before Jan. 18
- By mailing the form on pages 22 – 23 before Jan. 18 (postmark). Please use your own envelope and mail form to:

Chicago Dental Society
 Midwinter Meeting
 c/o Advanced Tradeshow Technology
 PO BOX 4199
 Lisle, IL 60532

CHICAGO DENTAL SOCIETY | 2017 MIDWINTER MEETING

THURSDAY

THURSDAY TOPIC		PAGE
Business/Communications	C100A, Banta	37
Business/Communications	C100E, Mausolf	38
Business/Communications	C108, Staads	40
Business/Communications	F136, Phillips	47
Business/Communications	C108R1, Staads	48
Business/Communications	F159, Phillips	55
Business/Image	C100C, Hurley	37
Business/Technology	C100B, Emmott	53
Business/Technology	C156, Emmott	37
CPR	P110, Onesti	41
CPR	P110R1, Onesti	49
Endodontics	C124, Fleury	44
Endodontics	F134M, Landwehr	47
Endodontics	P163, Landwehr	56
Finance	C141, Stone, Niekamp	49
Forensic Dentistry	F105A, Pavlik	39
Forensic Dentistry	F105B, Pavlik	39
Hygiene	F122, Raposa	44
Hygiene	F122R1, Raposa	50
Implants	F101LPD, Chong, Kang	38
Implants	F102LPD, Shatkin	39
Implants	F119, Engelman	43
Implants	C129, Little	45
Implants	F147, Engelman	51
Implants	C155, Little	53
Implants/Surgery	F161, Borris, Borris	55
Impression & Model Pouring	P116, Conroy	42
Impression & Model Pouring	P116R1, Conroy	50
Infection Control	C107, Wilson	40
Infection Control	C109, Molinari	40
Infection Control	C137, Dewhirst	47
Infection Control	C107R1, Wilson	48
Lasers	F132, Cardoza	46
Leadership	C100D, Rosette	38
Leadership	F118, Rosette	43
Leadership	F120, Simon	43
Leadership	F146, Simon	51
Oral Surgery	P131, Edwab	46
Oral Surgery	P131R1, Edwab	54
Pathology	C115, Lingen	42
Pathology	C145, Lingen	50
Pediatric Dentistry	C128, Rothman	45

THURSDAY TOPIC		PAGE
Pediatric Dentistry	C154, Rothman	53
Periodontics	F133M, Kohner	46
Periodontics	P162, Kohner	55
Pharmacology	F112, Baker	41
Pharmacology	F121, Viola	43
Pharmacology	F142, Baker	49
Pharmacology	F149, Viola	51
Products	C126, Osuna	45
Products	C152, Osuna	52
Prosthodontics	F138ACP, Bidra	48
Prosthodontics	F139ACP, Tuminelli	48
Prosthodontics	F140ACP, Malament	48
Prosthodontics	F164ACP, Weber	56
Prosthodontics	F165ACP, Cooper	56
Prosthodontics	F166ACP, Piermatti	56
Radiology	P130, Parks, Williamson	46
Radiology	P130R1, Parks, Williamson	54
Restorative	C100F, Murphy	38
Restorative	C103A, Mopper	39
Restorative	C103B, Mopper	39
Restorative	C106, Braun	40
Restorative	C114, Bakeman	42
Restorative	P117, Hartlieb	42
Restorative	C123, Vafiadis	44
Restorative	C125, Christensen	44
Restorative	C127, DiTolla	45
Restorative	C144, Braun	50
Restorative	C114R1, Bakeman	50
Restorative	C148, Vafiadis	51
Restorative	P150, Hartlieb	52
Restorative	C151, Christensen	52
Restorative	C153, DiTolla	52
Restorative	C157, Dudley	53
Removable Prosthodontics	F104A, Bambara	39
Removable Prosthodontics	F104B, Bambara	39
Removable Prosthodontics	P113, Bona Jr.	41
Removable Prosthodontics	F111, Sharifi	41
Removable Prosthodontics	F135, Hallas	47
Removable Prosthodontics	F143, Sharifi	49
Removable Prosthodontics	F135R1, Hallas	54
Risk Management	C158, Passineau, Carney, Finger, Heintz, Green	54
Transitions	F160, Ackerman	55

The Business of Dentistry

For four long years, you learned the mechanics of being a dentist. Nowhere in that clinical education were you prepared for the process of making a living. This track will examine, in capsule form, the business of dentistry. Our six speakers will show how everything—from how you look to how you communicate to how you lead your staff—will affect your ability to be successful in the business of dentistry.

Track Objectives:

- To examine the diverse factors related to a successful small business
- To demonstrate that there is more involved in the business of dentistry than doing dentistry.

The \$150 fee for this track includes C100A-F. You cannot register for individual sessions.

THE BUSINESS OF DENTISTRY

Empower Your Practice: Know Your Numbers



Lois Banta, Grain Valley, MO
Consultant

Your practice's numbers have a story to tell you every day, every week, every month and every year. Numbers identify trends, solve challenges and keep the practice on the best path. This course is designed to empower the practice and team to take their success to the next best level.

- Learn the secret to increasing collections and lowering accounts receivables
- Understand your numbers, and identify trends by making your software work for you

BUSINESS/COMMUNICATIONS

C100A, 9 – 10 a.m.

1.00 CE HOUR

Recommended for Doctors, Hygienists, Assistants, Staff, General Attendees



THE BUSINESS OF DENTISTRY

At Last Technology Pays for Itself



Lawrence Emmott, DDS, Phoenix
Private practice

Digital technology is revolutionizing every aspect of dental practice, including how clinical decisions are made and communicated.

Sometimes it may seem that digital technology is a bottomless money pit. If dentists understand

the core features of digital technology, they can harness one of the most powerful trends in technology, the development and expansion of the Internet and e-services. Using digital technology, the Internet and e-services effectively can help the dentist improve patient care and increase profitability.

- Understand digital technology and e-services
- Reduce costs and improve care with digital technology

BUSINESS/TECHNOLOGY

C100B, 10 – 11 a.m.

1.00 CE HOUR

Recommended for Doctors, Hygienists, Assistants, Staff, General Attendees



THE BUSINESS OF DENTISTRY

Your Image/ Your Brand/ Your Success: What Does It Take to Have Your Patients Refer?



Janice Hurley, BS, San Diego
Consultant

There is no denying that things have changed in dentistry and you need to keep up. The lecture will review what it takes to put your best foot forward to make a first and lasting impression of your practice. The science of body language,

verbal skills and the power of visual impact will be discussed. You will look at your social media footprint and your brand through your patient's eyes, taking what you see to attract quality new patients that accept treatment plans and create practice success.

- Identify your brand ideals
- Implement actions for increased new patients

BUSINESS/IMAGE

C100C, 11 a.m. – 12 p.m.

1.00 CE HOUR

Recommended for Doctors, Hygienists, Assistants, Lab Technicians, Staff, General Attendees



THURSDAY

THE BUSINESS OF DENTISTRY

Leadership & Decision Making: Business Perspective



Ashleigh Rosette, PhD, Durham, NC
Consultant

Leaders spend much of their time solving problems and making decisions. Many leaders often solve problems and make decisions by reacting to them as opposed to thinking about the decision-making process strategically and

analytically before action is taken. The purpose of this lecture is to help you make the best decisions possible with the information that is available to you. This course is a condensed version of F118, Thursday morning.

- Improve your analytical abilities in understanding decision-making processes
- Learn how to better evaluate the costs and benefits of alternative actions

LEADERSHIP

C100D, 1 – 2 p.m.

1.00 CE HOUR

Recommended for Doctors, Hygienists, Assistants, Lab Technicians, Staff, General Attendees

THE BUSINESS OF DENTISTRY

Drama Queens, Pot Stirrers & Problem Makers: Transform Toxic Attitudes to Tremendous Attitudes



Judy Kay Mausolf, Lakeville, MN
Coach, Author

Do you have any team members with toxic attitudes? You know the drama queens, pot stirrers or problem makers who make everyone else's life miserable but remain unapproachable. Toxic attitudes cause stress and impede

communication; they affect patient experience, treatment acceptance, team performance, your bottom line, and everyone's workday. You can learn how to transform toxic attitudes into tremendous attitudes and have fun doing it. Ms. Mausolf will share how you can elevate the attitude in your practice.

- Learn nine attitude transformers
- Inspire a culture of appreciation and celebration

BUSINESS/COMMUNICATIONS

C100E, 2 – 3 p.m.

1.00 CE HOUR

Recommended for Doctors, Hygienists, Assistants, Lab Technicians, Staff, General Attendees



THE BUSINESS OF DENTISTRY

Measuring the Right Stuff: 3 Drivers of Sustained Growth & Success



Mark Murphy, DDS, Rochester Hills, MI
Private practice

Understanding and applying sound business principles, strategies and metrics will help you and your team retain more patients, improve case acceptance and maximize new patient referrals. Dr. Murphy's perspective on practice

management and 30 years of involvement at the Pankey Institute make this a unique learning opportunity. Improving your practice means doing more of the dentistry you know your patients need, having less stress, and being in absolute balance clinically, financially and behaviorally.

- Develop a strategic planning and measurement matrix
- Learn to manage behaviors that impact hygiene, retention and case acceptance

RESTORATIVE

C100F, 3 – 4 p.m.

1.00 CE HOUR

Recommended for Doctors, Hygienists, Assistants, Staff



LIVE PATIENT DEMONSTRATION

Predictable Transcrestal/Translateral Sinus Elevation



David Jehyun Chong, DDS
Fresh Meadows, NY
Private practice



Brandon Kang, DDS
New York
Private practice

In the posterior maxilla, residual bone height is limited by the presence of the sinus and often plays a key factor in the placement of dental implants. A sinus lift/graft is the ideal approach to build additional bone in order to place a solid and stable implant when evaluating an atrophic maxillary ridge with deficiency in vertical height. Transcrestal approach and translateral approach will be demonstrated according to indications to overcome vertical deficiencies in posterior maxilla with possible simultaneous implant placements depending on initial stability of the implants at the time of the insertion.

- Demonstrate the transcrestal/translateral sinus elevation technique

Educational funding provided by HIOSSEN

IMPLANTS

F101LPD, 9 a.m. – 12 p.m.

No Charge

3.00 CE HOURS

Recommended for Doctors, Hygienists, Assistants, Staff, General Attendees



LIVE PATIENT DEMONSTRATION

**Replace Missing Teeth in One Appointment:
Accomplish One Appointment Denture Stabilization**



Todd Shatkin, DDS, Amherst, NY
Private practice

With the F.I.R.S.T.® Technique (Fabricated Implant Restoration and Surgical Technique) the dentist has the ability to restore patient's teeth in one appointment without the need to remove healthy tooth structure. This simple technique features the use of a surgical stent for the placement of the mini dental implant and the restoration(s) in the same appointment. Do this with minimal or no patient discomfort and in less than an hour of chair time. These techniques are designed to allow you to provide quality restorations at affordable fees to your patients.

- Understand mini implant treatment planning
- Understand mini implant case selection

Educational funding provided by Shatkin F.I.R.S.T.®

IMPLANTS

F102LPD, 1:30 – 4:30 p.m.

No Charge

3.00 CE HOURS

Recommended for Doctors, Assistants



**The 3 P's of Composite Bond: Potential,
Predictability & Profitability**



Bud Mopper, DDS, MS, Northbrook, IL
Private practice; Chairman, Cosmedent Inc.

You can achieve consistently reliable results with bonding for every anterior restorative situation including diastema closure and restorative orthodontics. Direct resin veneering, full bonded crowns, resin retained bridges and resin repairs will be illustrated. How to select and use materials to their best advantage for microfills, microhybrids and nanofills will be discussed. Color selection will be stressed. Ideal morphology on anterior teeth through proper application and sculpting will be shown. Opaquers, tints, contouring, finishing and polishing will be described. Proper maintenance and long-term results will be shown.

- Simplify bonding: Make it predictable in every restorative procedure

Educational funding provided by COSMEDENT

RESTORATIVE

C103A, 9 a.m. – 12 p.m.

November: \$70; December: \$80

January: \$90; February: \$105

C103B, 1:30 – 4:30 p.m.

November: \$70; December: \$80

January: \$90; February: \$105

Continuation of C103A

6.00 CE HOURS (3 HOURS EACH SESSION)

Recommended for Doctors, Hygienists, Assistants, Staff



**Attachments & Implants: The Comprehensive
All-Day Course**



George Bambara, DMD, Rocky Point, NY
Private practice

This all-day course emphasizes the rationale for using precision and semi-precision attachments in the treatment planning of fixed and removable partial dentures, overdentures and implants. The restorative dentist initiates the treatment planning and determines the amount and placement of implants. Various types of coronal and radicular resilient and non-resilient attachments are discussed including bars, joints and bar units, studs and magnets.

- Understand the rationale for using attachments in fixed and removable prosthetics on abutments, roots and implants
- Become familiar with precision and semi-precision attachments, studs, rod and tubes, magnets, bars and other types of fixed, segmented, removable and overdenture attachments

REMOVABLE PROSTHODONTICS

F104A, 9 a.m. – 12 p.m.

No Charge

F104B, 1:30 – 4:30 p.m.

No Charge

Continuation of F104A

6.00 CE HOURS (3 HOURS EACH SESSION)

Recommended for Doctors, Assistants, General Attendees

My 50 Years: Forensic Dentistry & Law



Edward Pavlik, DDS, Olympia Fields, IL
Chief, Forensic Sciences, Cook County Sheriffs Police

A general overview of forensic dentistry will be presented, including educational requirements, organization structure, and dental identifications for individuals and mass disasters. The presentation will cover the recognition, preservation and analysis of bite mark evidence in addition to courtroom presentation, depositions and malpractice avoidance. Current cases will be reviewed. A special presentation to review the John Wayne Gacy mass murder case (33 victims) and the American Airlines Flight 191 crash in Chicago (274 victims) is included. Identification efforts in the Gacy case are ongoing with new developments within the last four years.

- Learn to evaluate the pros and cons of forensic dentistry to determine participation

FORENSIC DENTISTRY

F105A, 8:30 – 11:30 a.m.

No Charge

F105B, 1 – 4 p.m.

No Charge

Continuation of F105A

6.00 CE HOURS (3 HOURS EACH SESSION)

Recommended for Doctors, Hygienists, Assistants, Lab Technicians, Staff, General Attendees



THURSDAY

The Ceramic Crown Revolution: Upgrade Your Restorative Dentistry



James Braun, DDS, MS, Saginaw, MI
Private practice

With the advent of new ceramic systems and longevity studies as support, it is the opportune time to get on board in your practice. These crowns are extremely durable; they fit well and offer aesthetic excellence. To reach the desired

outcome, specific products and sound clinical protocol must be adhered to.

- Evaluate the various ceramic systems in the marketplace
- Illustrate the specific clinical criteria for preparation, impressions and luting of ceramic crowns

Educational funding by 3M

RESTORATIVE

C106, 8 – 11 a.m. November: \$70; December: \$80
January: \$90; February: \$105

3.00 CE HOURS

Recommended for Doctors, Assistants, Lab Technicians



The Standard of Care for Infection Control



Jessica Wilson, MPH, Atlanta
Infection Prevention Specialist

This seminar will review infection control principles pertaining to sterilization, disinfection of patient care items, and dental unit waterline treatment in accordance with the Centers for Disease Control and Prevention guidelines for

optimal infection control and patient safety. Attendees will hear how to manage dental instruments to continually withstand the rigors of instrument processing and sterilization. You can learn to identify best practices and strategies to assist in maximizing safety and efficiency of instrument processing.

- Identify common instrument problems
- Recognize when instruments need repair or replacement

INFECTION CONTROL

C107, 8 – 11 a.m. November: \$70; December: \$80
January: \$90; February: \$105

3.00 CE HOURS

Recommended for Doctors, Hygienists, Assistants, Staff

CDS REVIEW | NOVEMBER 2016

You Cannot Not Communicate



Jeff Staads, Billings, MT
Trainer

Every day, in every situation that involves another person, communication takes place. Besides the words you choose and use, messages are always being sent. The way you dress, your body language and your self-image can send

messages. That message is attitude. In this session, there will be conversation about the challenging people and how to deal with them. The lecture takes a lighthearted look at the way people communicate. The course shows how communicating with others more effectively can better solve problems and improve attitudes.

- Learn skills that improve your communication
- Understand eight action steps to better deal with people that challenge you

BUSINESS/COMMUNICATIONS

C108, 8 – 11 a.m. November: \$70; December: \$80
January: \$90; February: \$105

3.00 CE HOURS

Recommended for Doctors, Hygienists, Assistants, Lab Technicians, Staff, General Attendees



Let's Talk about Infection Control & OSHA



John Molinari, PhD, Northville, MI
Director of Infection Control, The Dental Advisor

This seminar will provide an update on occupational infection risks for dental health care professionals and a discussion of infection prevention regulations and recommendations for dentistry. CDC recommendations and updates in

OSHA regulations as they pertain to dental settings will be reviewed. Hand hygiene, vaccinations, and other preventive measures, (i.e. personal protective equipment, instrument reprocessing, disinfection, and dental water asepsis) are frameworks for this presentation. Infectious disease challenges will be used to reinforce the application of standard precautions during patient treatment.

- Understand the most recent CDC infection control recommendations
- Apply standard precautions in your treatment of patients

INFECTION CONTROL

C109, 8 – 11 a.m. November: \$70; December: \$80
January: \$90; February: \$105

3.00 CE HOURS

Recommended for Doctors, Hygienists, Assistants, Staff



CPR/AED Training & Certification: Learn How to Save a Life



Vickie Onesti, Elmhurst, IL
President, CPR Training for LIFE!

This course is an American Heart Association two-year certification program. Instruction will include proper compression techniques and rescue breathing for adults, children and infants; management of choking emergencies and the Heimlich Maneuver; and the creation of a personal emergency plan for cardiac and choking emergencies.

- Learn the cardiac and choking emergency skills of basic life support

CPR

P110, 8 – 11 a.m.

November: \$60; December: \$60

January: \$60; February: \$75

3.00 CE HOURS

Recommended for Doctors, Hygienists, Assistants,
Lab Technicians, Staff, General Attendees



Understanding Denture Repairs: The Lost Art of Acrylic Materials



Richard Bona Jr., DDS, Lansing, IL
Private practice

With the use of a duplicated acrylic partial denture, the participant will learn how to replace a fractured denture tooth, add a denture tooth to the partial replacing an extracted tooth, and repair the fractured flange of the denture.

Attendees will be shown how to use a pressure pot to strengthen the material, the use of several types of burs, and polishing techniques. A demonstration of how to duplicate a denture will be done during the course. Upon the completion of the course, the attendee will have an understanding of the materials needed and the ability to keep simple denture repairs in the office.

- Understand laboratory denture materials
- Learn how to use denture repair materials

REMOVABLE PROSTHODONTICS

P113, 8 – 11 a.m.

November: \$325; December: \$325

January: \$325; February: \$340

3.00 CE HOURS

Recommended for Doctors, Hygienists, Assistants



Implant Assisted Removable Partial Dentures



M. Nader Sharifi, DDS, MS, Chicago
Private practice

Adding implants under a partial denture may seem like a viable solution to provide improvement for your struggling patients. This course clarifies clinical steps that will have a huge impact on the success of these removable reconstructions. The course will include a thorough review of the science, fact and opinion of adding implants under a removable partial denture.

Many overdenture attachment options that are on the market will be reviewed. These will be broken down into simple categories to understand their similarities. Clear guidelines for selecting one overdenture attachment over another will be discussed.

- Understand the implication of implant location on RPD success
- Clarify the differences between attachment types for RPDs

REMOVABLE PROSTHODONTICS

F111, 8 – 11 a.m.

No Charge

3.00 CE HOURS

Recommended for Doctors, Lab Technicians



Advances in Dental Pharmacotherapy: Prescribing for Success



Karen Baker, RPh, MS, Iowa City, IA
Associate Professor, University of Iowa College of Dentistry

Dental prescribing can result in unprecedented therapeutic successes as well as disastrous drug misadventures. This course will update the dental team on developments in dental pharmacotherapy while providing strategies for prescribing to ensure therapeutic success. Special attention will be given to certain controversial areas such as opiate addiction risk avoidance and dental antibiotics contributing to bacterial resistance. Innovative prescribing options for mucosal diseases will be presented. Extensive handouts will be provided to maximize the chairside value of this fast-paced course.

- Evaluate risk/benefit of antibiotics and analgesics
- Manage oral mucosal diseases more easily and effectively

PHARMACOLOGY

F112, 8 – 11 a.m.

No Charge

3.00 CE HOURS

Recommended for Doctors, Hygienists, Assistants

THURSDAY

All Restorative Dentistry is Cosmetic



Betsy Bakeman, DDS, Grand Rapids, MI
Private practice

Patients have traditionally sought treatment when concerned with the way their teeth look, function or feel. Over the past few decades, esthetics increasingly motivates patients to seek treatment. Practitioners must learn to satisfy their

patients' increasing esthetic demands at the same time they assimilate an increasing amount of information regarding diagnostics, materials and techniques. Learn how highly esthetic outcomes can be engineered for long-term success.

- Learn to blend esthetic, functional, periodontal and biomechanical considerations when developing a treatment plan
- Understand the biomechanical principles of prep design and which material choices are best suited to meet long-term esthetic and functional objectives

Educational funding provided by 3M

RESTORATIVE

C114, 8:30 – 11:30 a.m. November: \$70; December: \$80
January: \$90; February: \$105

3.00 CE HOURS

Recommended for Doctors, Hygienists, Assistants

Differential Diagnosis of Soft Tissue Lesions: Everything You Forgot and Were Afraid to Ask



Mark Lingen, DDS, PhD, FRCPath, Oak Park, IL
Professor of Pathology, University of Chicago Pritzker School of Medicine

Approximately 10 percent of patients have some type of oral mucosal abnormality. Although the vast majority of these lesions do not carry significant morbidity, the dental team must be

able to successfully differentiate the benign entities from the more serious conditions. The purpose of this course will be to review the most common soft tissue lesions of the oral cavity and aid participants in the refinement of their differential diagnosis skills.

- Review the components of performing a thorough visual and tactile exam
- Describe the features of common soft tissue lesions of the oral cavity

PATHOLOGY

C115, 8:30 – 11:30 a.m. November: \$70; December: \$80
January: \$90; February: \$105

3.00 CE HOURS

Recommended for Doctors, Hygienists, Assistants

Obtaining Accurate Alginate Impressions & Models



Sarah Conroy, DDS, New Albany, OH
Private practice

You can learn the latest information and techniques for producing excellent alginate impressions and pouring models. Patient preparation, tray selection, adhesives, mixing, seating, removal, inspection and model pouring

will be covered. You name it; you have the opportunity to learn it in this participation course.

- Learn techniques for taking and evaluating alginate impressions
- Learn model-pouring techniques

Educational funding provided by 3M

IMPRESSION & MODEL POURING

P116, 8:30 – 11:30 a.m. November: \$175; December: \$175
January: \$175; February: \$190

3.00 CE HOURS

Recommended for Doctors, Hygienists, Assistants, Lab Technicians

Class IV Composites: Layering Techniques for Predictability & Success



Dennis Hartlieb, DDS, Glenview, IL
Private practice

Participants can learn a step-by-step application of direct resin for fractures of anterior teeth. The appropriate preparation techniques for fractured incisors to help camouflage the restoration and maximize retention will be reviewed and practiced.

Concepts to create and utilize a customized lingual incisal matrix will be used in the hands-on exercise. Utilizing opaquing techniques and a combination of appropriate nanofilled and microfilled composites, participants will overcome the problem of "shine-through" commonly seen with other composite systems.

- Learn a predictable, uncomplicated technique to restore the fractured anterior tooth

Educational funding provided by Cosmedent

RESTORATIVE

P117, 8:30 – 11:30 a.m. November: \$325; December: \$325
January: \$325; February: \$340

3.00 CE HOURS

Recommended for Doctors

Leadership & Decision-Making: Business Perspective



Ashleigh Rosette, PhD, Durham, NC
Consultant

Leaders spend much of their time solving problems and making decisions. Many leaders often solve problems and make decisions by reacting to them as opposed to thinking about the decision-making process strategically and

analytically before taking action. The purpose of this session is to help you make the best decisions possible with the information that is available to you.

- Improve your analytical abilities in understanding decision-making processes
- Learn how to evaluate the costs and benefits of alternative actions

LEADERSHIP

F118, 8:30 – 11:30 a.m.

No Charge

3.00 CE HOURS

Recommended for Doctors, Hygienists, Assistants, Lab Technicians, Staff, General Attendees

Restorative Complications with Dental Implants: Solutions and Prevention



Michael Engelman, DDS, Wilmette, IL
Private practice

Dental implants are one of the most predictable options for patients today, but occasionally problems occur. This presentation will review the complications that occur when dental implants are restored in partially edentulous patients.

Single and multiple missing teeth will be considered separately. Guidelines for immediate implant placement and function will be presented. Appropriate implant abutment design and cementation of the restoration play a crucial role in creating an optimally healthy implant.

- Identify and prevent the restorative complications of dental implants

IMPLANTS

F119, 8:30 – 11:30 a.m.

No Charge

3.00 CE HOURS

Recommended for Doctors, Hygienists, Assistants, Lab Technicians

What New Dentists Want to Know



William Simon, DMD, Chicago
Private practice

Designed for the new dentist, this course offers an entertaining and informative look at the ever-changing world of private practice. The course will draw from Dr. Simon's 30-plus years of experience in practice ownership, which included multiple fee-for-service and Medicaid practices, moves, build-outs, space sharing, practice acquisition, associates and recovery from a major office fire.

Attendees can benefit from shared wisdom and avoid common mistakes when they apply Dr. Simon's lessons to grow a successful practice.

- Learn the key components of private practice
- Learn common mistakes to avoid for a successful career in dentistry

LEADERSHIP

F120, 8:30 – 11:30 a.m.

No Charge

3.00 CE HOURS

Recommended for Doctors

Top of the Heap: Medications & Dental Considerations



Thomas Viola, RPh, CCP, PhRS, Columbus, NJ
Pharmacist

Dental professionals may find it challenging to keep up with the latest trends in disease state management. This program will provide an overview of those frequently prescribed brand-name medications whose actions, side effects, contraindications and potential drug interactions may have the greatest impact on dental therapy. Specific emphasis will be placed on the newest medications used in the treatment of cardiopulmonary systemic diseases and their dental considerations.

- Understand the mechanisms of action, therapeutic indications, adverse reactions and dental drug interactions of frequently prescribed brand name medications
- Discuss the clinical dental considerations of these medications and their potential impact on dental therapy

PHARMACOLOGY

F121, 8:30 – 11:30 a.m.

No Charge

3.00 CE HOURS

Recommended for Doctors, Hygienists, Assistants, Staff, General Attendees



THURSDAY

The Special Patient with Autism and/or Anxiety: How You Can Help



Karen Raposa, RDH, MBA, Raynham, MA
Hygienist

Learning about the patient with autism can also be extremely beneficial to the care and treatment of the patient with fear and anxiety. This course will review the data and definitions of anxiety and autism spectrum disorders, and will explore the multitude of techniques that can help guide these patients through a successful dental appointment.

The Centers for Disease Control and Prevention is now reporting that one in every 68 children is born with some form of autism. The need to better understand these patients and their unique abilities and gifts has never been greater. Treatment techniques and guidelines will be discussed to help practitioners easily incorporate these special patients into their practices.

- Learn about the autistic patient

HYGIENE

F122, 8:30 – 11:30 a.m.

No Charge

3.00 CE HOURS

Recommended for Doctors, Hygienists, Assistants, Staff, General Attendees

Use of Digital Technology for Implants, Aesthetics, Smile Design



Dean Vafiadis, DDS, New York
Clinical Associate Professor of Prosthodontics, New York University College of Dentistry

Digital technology has the advantage of reducing clinical chair time and reducing lab costs. This presentation will review the technology that allows the fabrication of anterior and posterior crowns utilizing various digital

intra-oral systems. Utilizing scan bodies and coded healing abutments allows you to capture the implant fixture without a fixture level impression. This can allow you to design ideal abutments with perfect emergence and exact tissue and bone preservation. Digital acquisition impressions of implant and ceramic restorations will be demonstrated in the session.

- To discuss CAD/CAM technologies and impressions as well as one-visit protocols
- To demonstrate how smile designs can be used in any practice

RESTORATIVE

C123, 8:30 – 11:30 a.m.

November: \$70; December: \$80

January: \$90; February: \$105

3.00 CE HOURS

Recommended for Doctors, Hygienists, Assistants, Lab Technicians, Staff



Restorative Endodontics: Modern Standard of Care for Long-term Success



Alex Fleury, DDS, MS, Wilmington, DE
Private practice

Restorative endodontics is based on minimally invasive root canal preparations and bioceramic bonded obturation that enhance the long-term biomechanical success of the endodontically treated tooth. It is based on a biologic approach

that emphasizes debridement and disinfection rather than shaping for obturation. Numerous facets of clinical endodontics using a case-based approach along with clinical cases will be discussed, demonstrating both the basic and advanced instrumentation and obturation. Some technique variations to handle more challenging cases will be discussed.

- Appreciate the scientific concepts for success by incorporating a few new simple steps during clinical care
- Understand the importance of proper straight-line access

Educational funding provided by Real World Endo and Brasseler USA

ENDODONTICS

C124, 9 a.m. – 12 p.m.

November: \$70; December: \$80

January: \$90; February: \$105

3.00 CE HOURS

Recommended for Doctors

Solving 10 Major Challenges in Dentistry - 2017



Gordon Christensen, PhD, DDS, Provo, UT
Private practice

Controversies are present on numerous clinical topics, but there are solutions for many of them. Dr. Christensen provides answers for the following: inability to identify initial caries; are zirconia crowns coming off in service?; is bulk filling really working well?; how to use cone beam?; can zirconia be esthetic?; when to remove a tooth?; what's the best method to restore pediatric teeth?; how to overcome the lingering recession and third party payers?; which laser is useful and why?; are digital impressions better?; and which technologies should I get?

- List 10 clinical challenges facing dentists
- Identify potential solutions to 10 clinical challenges

RESTORATIVE

C125, 9:00 a.m. – 12:00 p.m.

November: \$70; December: \$80

January: \$90 February: \$105

3.00 CE HOURS

Recommended for Doctors, Hygienists, Assistants, Lab Technicians, Staff



New Products, New You: What You Need to Know to Create Value in Health Care Delivery



Tricia Osuna, RDH, Redondo Beach, CA Hygienist

This course offers attendees an opportunity to hear directly from manufacturers as they present on their newest products. Company representatives speak for 10 minutes offering education, not pricing, on their products. The pace is fast and a different learning experience. Marketing of products and research is offered in an educational presentation. Guidelines do not allow for comparison of other products in an unprofessional manner.

- Recognize improvements on products utilized by dental professionals
- Compare new materials and products for various aspects of dentistry

PRODUCTS

C126, 9 a.m. – 12 p.m. November: \$70; December: \$80
January: \$90; February: \$105

3.00 CE HOURS

Recommended for Doctors, Hygienists, Assistants, General Attendees

Monolithic Revolution: Working with Lithium Disilicate & Solid Zirconia



Michael DiTolla, DDS, Newport Beach, CA Director of Clinical Affairs, DENTSPLY SIRONA

From 1960 – 2007 the porcelain-fused-to-metal crown was the go-to restoration for nearly every dentist, and today lithium disilicate and solid zirconia crowns each outsell the PFM. These monolithic restorations behave differently than traditional restorations, and this session focuses on how to prep, adjust, de-contaminate, cement/bond and cut off these new restorations.

- Be familiar with the strengths and weaknesses of monolithic and bi-layered restorations, especially in regards to indications, contraindications and prep design
- Learn how to adjust contacts and occlusion, and learn the safest way to cut off these restorations, and be familiar with the specialty burs and polishers for these restorations

RESTORATIVE

C127, 9 a.m. – 12 p.m. November: \$70; December: \$80
January: \$90; February: \$105

3.00 CE HOURS

Recommended for Doctors, Assistants

The 4 P's of Pediatric Dentistry: Psychology, Pharmacology, Physiology & Phamily



David Rothman, DDS, San Francisco Private practice, Adjunct Clinical Associate Professor, Department of Pediatric Dentistry, Case Western Reserve University School of Dental Medicine

Do you break into a sweat when children show up in your office? Do you wish that there was an attachment for nitrous oxide that could be given to parents? Is there an on/off switch? There's no doubt about it; children are different, and they're not just mini versions of adults. In this course, attendees will discuss what factors contribute to a child's growth and development and help you develop an appropriate preventive plan for diet, behavior management and treatment options based on the four P's.

- Develop a preventive plan based on the interrelationship between diet and inconsistent parenting
- Review how family and social influences are redefining and shaping the child and family relationship

PEDIATRIC DENTISTRY

C128, 9 a.m. – 12 p.m. November: \$70; December: \$80
January: \$90; February: \$105

3.00 CE HOURS

Recommended for Doctors, Hygienists, Assistants, Staff, General Attendees



Enhancing Implant Diagnosis & Restorative Outcomes Using Latest Technology



David Little, DDS, San Antonio, TX Private practice

Implant dentistry can enhance the quality of the patient's life. Whether replacing a single tooth or an entire edentulous arch, advancements in technology such as

CBCT, planning software and CAD/CAM allow the dentist to virtually develop a restorative driven treatment plan that produces predictable results.

- Understand diagnosis and treatment planning using CBCT and planning software
- Learn case acceptance techniques and how to attract new implant patients

Educational funding provided by DENTSPLY SIRONA

IMPLANTS

C129, 9 a.m. – 12 p.m. November: \$70; December: \$80
January: \$90; February: \$105

3.00 CE HOURS

Recommended for Doctors, Hygienists, Assistants, Lab Technicians, Staff

THURSDAY

Are Your Pictures Perfect? How to Produce Quality Radiographs



Edwin Parks, DMD, MS, Indianapolis
Professor, Dental Diagnostic Sciences, Department of Oral Pathology, Medicine and Radiology, Indiana University School of Dentistry

Gail Williamson, RDH, MS, Indianapolis
Professor, Dental Diagnostic Sciences, Department of Oral Pathology, Medicine and Radiology, Indiana University School of Dentistry

This course is designed to help participants improve their radiographic skills and produce high-quality radiographs via lecture and hands-on instruction. Techniques used to produce optimal intraoral, panoramic and digital radiographs will be presented.

- Review radiation safety and patient management strategies, and learn how to identify and correct intraoral and panoramic errors
- Learn optimal techniques for intraoral radiography and proper patient positioning for panoramic radiography

RADIOLOGY

P130, 9 a.m. – 12 p.m. November: \$150; December: \$150
 January: \$150; February: \$165

3.00 CE HOURS

Recommended for Doctors, Hygienists, Assistants



Oral Surgery in General Practice



Robert Edwab, DDS, New York
Executive Director, Greater New York Dental Meeting

Oral surgeries in your office can be productive and uneventful. Dr. Edwab will share lessons he has learned from 30 years of private oral surgery practice. He will teach you what instruments to use and avoid, and how to choose suture materials and needles.

Procedures for root removal, alveoplasties, frenectomies and biopsies will be reviewed. Dr. Edwab reviews surgical complications and how to prevent them. By using the simple and comprehensive approach to be presented, the practitioner will be able to perform various oral surgical procedures with greater confidence and know how to handle any complication that may arise.

- Learn proper usage of oral surgery instruments
- Learn to avoid surgical complications

ORAL SURGERY

P131, 9 a.m. – 12 p.m. November: \$325; December: \$325
 January: \$325; February: \$340

3.00 CE HOURS

Recommended for Doctors, Lab Technicians

A Look at 21st Century Laser-Assisted Dentistry



Anthony Cardoza, DDS, Santee, CA
Private practice

This presentation will contrast the daily challenges faced in the conventional delivery of a variety of dental procedures against the solutions offered through laser-assisted dentistry. These general applications include cavity preparations, various soft tissue procedures, endodontic preparation and bony procedures such as crown lengthening and tori reduction. Laser dental hygiene applications will be discussed as well. Examples of these procedures using both the diode laser and the hard tissue laser will be shown.

- Learn clinical applications of dental hard and soft tissue lasers
- Learn common laser dental hygiene applications

Educational funding provided by Fotona/Lasers 4Dentistry

LASERS

F132, 9 a.m. – 12 p.m.

No Charge

3.00 CE HOURS

Recommended for Doctors, Hygienists, Assistants



How Crown Lengthening Will Improve Your Restorative Results



James Kohner, DDS, Scottsdale, AZ
Private practice

Frustrated getting good impressions due to deep caries or fractures? Planning esthetic restorations and dealing with a “Gummy Smile?” Enhance your restorative results by seeing solutions to these everyday problems.

Experience an in-depth look at the concepts and applications for both posterior and anterior crown lengthening. Learn indications and contraindications, plus key concepts like Biologic Width as it applies to improving restorative results. You will see how soft tissue management alone is not enough, and how bone management is a key to success.

You can learn to work with your periodontist and laboratory technician to create a team approach and better results.

- Learn to achieve predictable impressions
- Understand causes of red gums

PERIODONTICS

F133M, 9 a.m. – 12 p.m.

No Charge

Ticket holders must attend this prerequisite lecture for admittance to P162, Thursday afternoon.

3.00 CE HOURS

Recommended for Doctors, Hygienists, Assistants, Lab Technicians



Reliable Endodontic Outcomes: Latest Techniques for Enhancing Your Practice



David Landwehr, DDS, MS, McFarland, WI
Private practice

Endodontic success is dependent on a variety of interrelated factors, but removal of bacteria is the ultimate goal. This session will place special emphasis on locating the hard-to-find canals prior to using a rotary instrument to establish a predictable and reproducible glide path to the root apex. A single file reciprocating system to create the final shape will be presented along with enhanced irrigation protocols and state-of-the-art obturation techniques.

- Participants can learn how to increase the accuracy of endodontic diagnosis by understanding the limitations of pulp testing
- Participants can learn a single file technique to create the final root canal shape, along with state-of-the-art disinfection and obturation protocols

Educational funding provided by **DENTSPLY SIRONA**

ENDODONTICS

F134M, 9 a.m. – 12 p.m.

No Charge

Ticket holders must attend this prerequisite lecture for admittance to P163, Thursday afternoon.

3.00 CE HOURS

Recommended for Doctors, General Attendees



Clinical Approaches to Mandibular Overdentures: Comprehensive Surgical & Restorative Protocols



Matthew Hallas, DMD, Green Bay, WI
Private practice

The program will combine multiple surgical and prosthodontic procedures to help enhance the participant's knowledge in both the restorative and surgical aspects of mandibular implant overdenture therapy. This course will focus on evaluation, classification and treatment guidelines specific to a mandibular implant overdenture. Parameters to be assessed include diagnosis and treatment planning, surgical techniques featuring the Sterngold Tru Implant System, attachment design, selection and application.

- Learn restorative and surgical treatment planning rationale for application of mandibular overdentures
- Learn techniques in flap design, implant placement, suturing and retentive system selection

Educational funding provided by **STERNGOLD**

REMOVABLE PROSTHODONTICS

F135, 9 a.m. – 12 p.m.

No Charge

3.00 CE HOURS

Recommended for Doctors, Lab Technicians

Beyond Mission & Vision: Strategic Planning That Works



Laci Phillips, Aztec, NM
Consultant



Bonnie Pugh, Baltimore
Consultant

You can't change the past; you can only lead into the future. We all know we need to plan and

set goals. The trick is how to make it happen. You need to develop the best strategic planning tools to support your office goals. You can go beyond vision and mission statements. This course is designed to show you how to achieve success from the goals you set. It makes sense to combine proven-by-practice methods with new insights and ideas from a wide range of strategic thinking methods.

- Discover what makes a great mission and vision statement and how to build one
- Build your strategic plan for your future and walk away with the knowledge that you can have your team buy into your goals

BUSINESS/COMMUNICATIONS

F136, 9 a.m. – 12 p.m.

No Charge

3.00 CE HOURS

Recommended for Doctors, Hygienists, Assistants, Lab Technicians, Staff, General Attendees



Standing Up to Emerging Diseases: Are We Safe?



Nancy Dewhirst, RDH, Laguna Beach, CA
Hygienist

This seminar explores personal health issues such as new and altered diseases of importance to dental professionals. Blood-borne, contact, droplet and aerosol diseases are updated in the context of today's changing population, altered care settings and dentistry's evolving methods of care.

- Recognize and assess old and new infectious diseases
- Apply infection control and safety strategies to usual and unusual disease risks

INFECTION CONTROL

C137, 9 a.m. – 12 p.m.

November: \$70; December: \$80

January: \$90; February: \$105

3.00 CE HOURS

Recommended for Doctors, Hygienists, Assistants, Lab Technicians, Staff

THURSDAY

PROSTHODONTICS TODAY

Clinical Protocols for Full Arch Fixed Implant-Supported Prosthesis



Avinash Bidra, DDS, MS, FACP, Farmington, CT
Director, Prosthodontics Residency Program, University of Connecticut School of Dental Medicine

Fixed implant-supported prostheses have gained popularity over the years. It is necessary to treat each patient uniquely and avoid using a generic design of fixed prosthesis for all patients. This presentation will focus on a systematic method of diagnosis and treatment planning that helps to categorize patients seeking fixed prostheses based on the amount of tissue loss, the position of anterior teeth in relation to residual ridge, the type of smile, the need for lip support and the need for gingival prosthesis.

- Understand the systematic diagnosis and treatment planning for implant prosthesis

Co-sponsored by the American College of Prosthodontics

PROSTHODONTICS

F138ACP, 9 – 10 a.m.

No Charge

1.00 CE HOUR



Recommended for Doctors, Lab Technicians, General Attendees

PROSTHODONTICS TODAY

Prosthodontic Overview of Restoring Edentulous Arch With Emphasis on Atrophic Maxilla



Frank Tuminelli, DMD, Great Neck, NY
Director, Graduate Prosthodontics, Manhattan Veterans Administration

This course is designed to familiarize participants with the choices available for complex partial and completely edentulous arch. An overview of a variety of restorations and the rationale for each along with their advantages and disadvantages will be outlined.

Treatment of the atrophic maxilla will be highlighted with the use of zygomatic implants. Comprehensive team treatment, its value in improving oral health, and its importance in overall systemic well-being will be presented.

- Understand different restorative options for the maxilla and mandible
- Understand the different restorative requirements of the maxilla and mandible

Co-sponsored by the American College of Prosthodontics

PROSTHODONTICS

F139ACP, 10 – 11 a.m.

No Charge

1.00 CE HOUR



Recommended for Doctors

PROSTHODONTICS TODAY

Integration of Esthetic Dentistry & Ceramics: Science in Routine & Complex Prosthodontics



Kenneth Malament, DDS, Boston
Private practice

Dentistry that is esthetic to the patient is an important clinical objective. The knowledge within dental technology, dental science and dental practice has dramatically expanded, leading to better quality, artistry and more standards based clinical applications.

Ceramics are the most consistently predictable esthetic dental material. Today, dentists can offer more treatment options for a patient's complex problems. The monolithic ceramic materials have become increasingly popular and do not chip as do all bi-layered ceramics. These materials are dominating the market and future development, bringing with it more long-term success.

Co-sponsored by the American College of Prosthodontics

PROSTHODONTICS

F140ACP, 11 a.m. – 12 p.m.

No Charge

1.00 CE HOUR

Recommended for Doctors, Lab Technicians

The Standard of Care for Infection Control

Jessica Wilson, MPH, Atlanta
Infection Prevention Specialist

This course is a repeat of C107. Please see the course description on page 40.

INFECTION CONTROL

C107R1, 12:30 – 3:30 p.m.

November: \$70; December: \$80

January: \$90; February: \$105

3.00 CE HOURS

Recommended for Doctors, Hygienists, Assistants, Staff

You Cannot Not Communicate

Jeff Staads, Billings, MT
Trainer

This course is a repeat of C108. Please see the course description on page 40.

BUSINESS/COMMUNICATIONS

C108R1, 12:30 – 3:30 p.m.

November: \$70; December: \$80

January: \$90; February: \$105

3.00 CE HOURS

Recommended for Doctors, Hygienists, Assistants, Lab Technicians, Staff, General Attendees



CPR/AED Training & Certification: Learn How to Save a Life

Vickie Onesti, Elmhurst, IL
President, CPR Training for LIFE!

This course is a repeat of P110. Please see course description on page 41.

CPR

P110R1, 12:30 – 3:30 p.m. November: \$60; December: \$60
January: \$60; February: \$75

3.00 CE HOURS

Recommended for Doctors, Hygienists, Assistants, Lab Technicians, Staff, General Attendees

I Am Ready to Start My Own Practice: Where Do I Begin?



Benjamin Stone, Chicago
Vice President, Bank of America
Practice Solutions

Ross Niekamp, Chicago
VP & Regional Manager,
Bank of America

This course will educate the first-time practice owner on what it takes to start a practice from scratch. It is designed to guide attendees through the process of practice ownership and educate on everything you need to know to assure you are making the best practice decision.

- Learn how early planning can lead to a successful practice, determine your borrowing power, develop a business plan and establish the right location
- Understand practice financing options in today's market and the steps needed to start from scratch

FINANCE

C141, 12:30 – 3:30 p.m. November: \$70; December: \$80
January: \$90; February: \$105

3.00 CE HOURS

Recommended for Doctors

Your Patient is on Drugs: How to Navigate the Medication Minefield



Karen Baker, RPh, MS, Iowa City, IA
Associate Professor, University of Iowa College of Dentistry

Dental patients are taking concurrent multiple medications in ever-growing numbers. This "poly-pharmacy" epidemic is skyrocketing and creating new problems in dental practice. The dentist must be vigilant in identifying and documenting complete and current medications. Practical strategies for efficient management of medicated patients will be described; a detailed handout will enhance chairside value.

- Recognize specific dental treatment modifications necessary to prevent complications in patients with major cardiovascular or central nervous system disorders
- Identify chronic medications likely to precipitate major interactions with dental antibiotics, analgesics, local anesthetics and oral or parenteral anesthesia agents

PHARMACOLOGY

F142, 12:30 – 3:30 p.m.

No Charge

3.00 CE HOURS

Recommended for Doctors, Hygienists, Assistants

Partial Course on Partial Dentures



M. Nader Sharifi, DDS, MS, Chicago
Private practice

This program is entirely based upon clinical materials and techniques to deliver aesthetic and comfortable removable partial dentures (RPD). New materials, methods and knowledge provide dentists with the opportunity to fabricate lifelike full mouth reconstructions that just happen to be removable. This is not meant to be a comprehensive review but a heavy dose of highlights necessary to the practitioner providing partial dentures to patients.

- Differentiate simple impression techniques for RPDs as well as the walking functional impression technique
- Learn numerous variations on framework and clasp design to increase aesthetics

REMOVABLE PROSTHODONTICS

F143, 12:30 – 3:30 p.m.

No Charge

3.00 CE HOURS

Recommended for Doctors, Lab Technicians

THURSDAY

Direct Composite Restorations: Predictable Clinical Success



James Braun, DDS, MS, Saginaw, MI
Private practice

With the advent of universal nanofilled composite systems and specific adhesive criteria, clinical outcomes have become very predictable. But even so, various concerns such as matrix systems and finishing/polishing can be of

frustration. You can learn how to use fewer materials and fewer steps to achieve greater success.

- Review the value of nano-composites and self-etch adhesives
- Learn the use of sectional matrices and improved finishing/polishing systems

Educational funding provided by 3M

RESTORATIVE

C144, 12:30 – 3:30 p.m. November: \$70; December: \$80
January: \$90; February: \$105

3.00 CE HOURS

Recommended for Doctors, Assistants



All Restorative Dentistry is Cosmetic

Betsy Bakeman, DDS, Grand Rapids, MI
Private practice

This is course is a repeat of C114. Please see course description on page 42.

Educational funding provided by 3M

RESTORATIVE

C114R1, 1 – 4 p.m. November: \$70; December: \$80
January: \$90; February: \$105

3.00 CE HOURS

Recommended for Doctors, Hygienists, Assistants

Advances in Detection & Prevention of Oral Cancer



Mark Lingen, DDS, PhD, FRCPATH, Oak Park, IL
Professor of Pathology, University of Chicago Pritzker School of Medicine

Oral cancer is the sixth most common malignancy in the world. Despite therapeutic advances, long-term survival has remained relatively unchanged. This poor prognosis is due

to a number of factors, including delayed diagnosis and “field cancerization.” This course will discuss and evaluate the available screening adjuncts. It will provide participants with up-to-date information regarding novel molecular diagnostic and chemopreventive strategies under investigation. Finally, the lecture will emphasize the critical role played by the dental team in the screening, diagnosis and prevention of this disease.

- Learn the critical role played by the dental team in the prevention of oral cancer
- Learn about available screening adjuncts

PATHOLOGY

C145, 1 – 4 p.m. November: \$70; December: \$80
January: \$90; February: \$105

3.00 CE HOURS

Recommended for Doctors, Hygienists, Assistants



Obtaining Accurate Alginate Impressions & Models

Sarah Conroy, DDS, New Albany, OH
Private practice

This course is a repeat of P116. Please see course description on page 42.

Educational funding provided by 3M

IMPRESSION & MODEL POURING

P116R1, 1 – 4 p.m. November: \$175; December: \$175
January: \$175; February: \$190

3.00 CE HOURS

Recommended for Doctors, Hygienists, Assistants, Lab Technicians

The Special Patient with Autism and/or Anxiety: How You Can Help

Karen Raposa, RDH, MBA, Raynham, MA
Hygienist

This course is a repeat of F122. Please see course description on page 44.

HYGIENE

F122R1, 1 – 4 p.m. No Charge

3.00 CE HOURS

Recommended for Doctors, Hygienists, Assistants, Staff, General Attendees

What New Dentists Want to Know About Leadership



William Simon, DMD, Chicago
Private practice

Designed for new dentists in their first five years of practice, this course offers an informative look at leadership skills. Drawing from Dr. Simon's 30-plus years of experience in practice ownership, which includes multiple fee-for-service and

Medicaid practices, moves, build-outs, space sharing, practice acquisition, associates and recovery from an office fire.

- How to respond to challenges while advancing team/leadership
- Role of the office manager and the team in a successful practice

LEADERSHIP

F146, 1 – 4 p.m.

No Charge

3.00 CE HOURS

Recommended for Doctors, Hygienists, Assistants, Staff

Restorative Strategies: Predictably Treat Dental Implants



Michael Engelman, DDS, Wilmette, IL
Private practice

Dental implants are a very predictable procedure, but the restoration itself often has problems. This presentation will review some of the problems encountered and present a strategy to provide a more predictable restoration.

- Enable the attendee to analyze procedures that reduce dental implant restorative complications

IMPLANTS

F147, 1 – 4 p.m.

No Charge

3.00 CE HOURS

Recommended for Doctors, Hygienists, Assistants, Lab Technicians

Restoring Worn Dentition: The New Age of Digital Occlusion



Dean Vafiadis, DDS, New York
Clinical Associate Professor of Prosthodontics, New York University College of Dentistry

Since your dental school education, you were told that you "could not open the bite." Many clinicians avoided treating the "worn dentition" while others had great success. This program will

help demystify with practical methods how to restore OVD position up to 10 mm. The long-term success of these techniques has been documented and recorded both radiographically and with photographs for up to 15 years. Using prosthodontic principles and digital analysis, these OVD restorations can become successful in your private practice. Anterior determinants and posterior determinants can show us the proper approach.

- Learn diagnosis and treatment techniques for worn dentition and attrition
- Learn anterior and posterior determinants for OVD

RESTORATIVE

C148, 1 – 4 p.m.

November: \$70; December: \$80

January: \$90; February: \$105

3.00 CE HOURS

Recommended for Doctors, Hygienists, Assistants, Lab Technicians, Staff



Management of Post-Therapeutic Dental Pain



Thomas Viola, RPh, CCP, PhRS, Columbus, NJ
Pharmacologist

Management of post-therapeutic dental pain is accomplished with the use of opioid and non-opioid analgesics. Since the treatment of such pain usually occurs outside the dental office and relies heavily on individual factors, it is essential

for the dental practitioner to assess the efficacy of analgesics and monitor for their appropriate use. This program will provide an overview of the basic pharmacology of opioid and non-opioid analgesics. Special emphasis will be given to appropriate prescribing practices for practical applications in everyday clinical situations.

- Describe mechanisms of action of analgesics used in dentistry, including potential for abuse
- Use case scenarios to develop effective patient pain management plans

PHARMACOLOGY

F149, 1 – 4 p.m.

No Charge

3.00 CE HOURS

Recommended for Doctors, Hygienists, Assistants, Staff, General Attendees



THURSDAY

Blocking Out the Anterior Discolored Tooth: Techniques & Tips for Clinical Success



Dennis Hartlieb, DDS, Glenview, IL
Private practice

Cosmetically masking the dark anterior tooth has long been a challenge for the restorative dentist. Often, full coverage porcelain restorations are used, resulting in extensive and unnecessary tooth destruction. This course is designed to help the participant learn the skills critical for direct resin veneering of the dark and discolored anterior tooth. With the understanding of the layering of composites and opaquers, participants will create a lifelike restoration that blocks out the darkness without creating an opaque tooth. Contouring and polishing of the composite veneer will also be practiced.

- Conservatively treat the dark, discolored anterior tooth with a direct resin veneer

Educational funding provided by COSMEDENT

RESTORATIVE

P150, 1 – 4 p.m.

November: \$325; December: \$325

January: \$325; February: \$340

3.00 CE HOURS

Recommended for Doctors



Simplifying Restoration of Implants



Gordon Christensen, PhD, DDS, Provo, UT
Private practice

Frequent restoration of implants is necessary in dental practice, and there are various ways to restore each specific situation. What are these ways, and which is the best? The following techniques and the necessary materials and devices are included: restoring single implants with screw-on abutments or directly onto the implants; connecting implants to natural teeth; removable partial dentures restored with implant retention and support; removable complete dentures restored with minimal implants; and fixed and removable complete dentures supported with implants.

- Identify and list the various methods to restore the most commonly occurring implant situations
- Describe implant supported removable and fixed complete denture techniques

RESTORATIVE

C151, 1:30 – 4:30 p.m.

November: \$70; December: \$80

January: \$90; February: \$105

3.00 CE HOURS

Recommended for Doctors, Hygienists, Assistants, Lab Technicians, Staff



New Product Overview: Updated Products for All Members of the Dental Team



Tricia Osuna, RDH, Redondo Beach, CA
Hygienist

This is an exciting and fun concept in education offering attendees an opportunity to hear directly from manufacturers as they present on their newest products. Company representatives speak for 10 minutes offering education, not pricing, on their products. The pace is fast, and the information extremely valuable while respecting the time involved by attendees. Marketing of products and research is offered in an educational presentation; however, guidelines are set to not allow for comparison of other products.

- Evaluate options in appropriate delivery of various treatments
- Compare new materials and products for various aspects of dentistry

PRODUCTS

C152, 1:30 – 4:30 p.m.

November: \$70; December: \$80

January: \$90; February: \$105

3.00 CE HOURS

Recommended for Doctors, Hygienists, Assistants, General Attendees

Modern Restorative Practice: Using Technology to Make Dentistry Easier



Michael DiTolla, DDS, Newport Beach, CA
Director of Clinical Affairs, Dentsply Sirona

CAD/CAM technology in the dental laboratory helped to make restorations more consistent in terms of fit, contact and occlusion. When combined with digital impressions, remakes and adjustments are likely to disappear. Modern shade taking improved to the point where many labs quality control their restorations with this technology as well. Dr. DiTolla says modern anesthesia delivery has resulted in him not missing a lower block in the last three years.

- Understand digital impressions, and why the real enemy is the temporary crown
- Understand why the shade guides many dentists use today are inadequate, and what shade guide can cut your shade remakes in half

RESTORATIVE

C153, 1:30 – 4:30 p.m.

November: \$70; December: \$80

January: \$90; February: \$105

3.00 CE HOURS

Recommended for Doctors, Assistants

Ouch, That Hurts! Treating & Assessing Dental Emergencies in Kids



David Rothman, DDS, San Francisco
Private practice, Adjunct Clinical Associate Professor, Department of Pediatric Dentistry, Case Western Reserve University School of Dental Medicine

Worry when you hear that Sally has hit her head and injured her mouth? Dread Monday mornings and the weekend emergencies that follow? Gone

into the office on a weekend for an emergency call only to find the emergency was an exfoliating tooth? Does your staff respond appropriately to real dental emergencies by screening fully and communicating to the back? We will review the most common dental emergencies (not just trauma) in children and their treatment including the initial phone call, rapid neurological assessment, treatment, and follow-up protocols so that you can seamlessly include emergencies in the daily routine.

- Develop a protocol for triaging emergencies
- Review current protocols for treating dental and soft tissue injuries

PEDIATRIC DENTISTRY

C154, 1:30 – 4:30 p.m.

November: \$70; December: \$80

January: \$90; February: \$105

3.00 CE HOURS

Recommended for Doctors, Hygienists, Assistants, Staff, General Attendees



Implant Solutions for Edentulous Patients



David Little, DDS, San Antonio, TX
Private practice

Implant dentistry can improve the quality of life for fully edentulous patients. Advancements in technology and products enhance function and create the illusion of reality in the smiles of patients. This course is designed to help you gain a higher level of technical knowledge and be motivated to achieve a new level of care.

- Learn diagnosis and treatment planning solutions for the edentulous patient and options for determining a fair fee for the case
- Understand impression techniques, proper abutment and attachment selection for the edentulous patient

Educational funding provided by DENTSPLY SIRONA

IMPLANTS

C155, 1:30 – 4:30 p.m.

November: \$70; December: \$80

January: \$90; February: \$105

3.00 CE HOURS

Recommended for Doctors, Hygienists, Assistants, Lab Technicians, Staff

Paperless Records & Digital Workflow



Lawrence Emmott, DDS, Phoenix
Private practice

Developing digital technology starts with paperless records but ultimately empowers a more efficient digital workflow utilizing online communication and electronic services, which are revolutionizing every aspect of the dental

practice including how to communicate and make clinical decisions.

This course is designed to provide step-by-step help in creating a completely paperless dental record, using the Internet to leverage digital records including paperless forms and signatures, plus the four biggest mistakes to avoid. This course is designed to give team members an understanding of digital “front-deskless” workflow.

- Improve clinical record keeping
- Understand “front-deskless” workflow

BUSINESS/TECHNOLOGY

C156, 1:30 – 4:30 p.m.

November: \$70; December: \$80

January: \$90; February: \$105

3.00 CE HOURS

Recommended for Doctors, Hygienists, Assistants, Staff, General Attendees



Be Aware of Wear



Tom Dudley, DMD, Alabaster, AL
Private practice

Today, tooth wear is more prevalent than ever before. It is therefore incumbent upon the entire dental team to be well versed in recognizing the clinical signs of wear while understanding the importance of prevention when possible and the

restorative options when necessary. This lecture will illustrate the different types of tooth wear with clinical examples and demonstrate a systematic approach to diagnosis and treatment.

- Learn to recognize the clinical signs of intrinsic and extrinsic erosion
- Establish office protocols to help patients prevent and/or treat acid erosion

RESTORATIVE

C157, 1:30 – 4:30 p.m.

November: \$70; December: \$80

January: \$90; February: \$105

3.00 CE HOURS

Recommended for Doctors, Hygienists, Assistants, Lab Technicians, Staff



THURSDAY

The Difficult or Non-Compliant Patient



Theodore Passineau, JD, Mason, MI
Senior Risk Management Consultant, Medical Protective Insurance

James Carney, Mokena, IL
Executive Vice President, Southpoint Insurance Agency

Tim Finger, Mokena, IL
President, Southpoint Insurance Agency

Lynn Heintz, Mokena, IL
Account Executive, Southpoint Insurance Agency

John Green, DDS, Clarendon Hills, IL
Private practice

One of the most common and challenging problems faced by all dental specialties is the difficult or non-compliant patient. In this presentation, we will discuss some common characteristics of the difficult and non-compliant patient, including how these characteristics can interfere with quality patient care and dentist-patient satisfaction. We will also discuss environmental and practitioner factors which contribute to a dysfunctional dentist-patient relationship. Strategies for managing the dysfunctional relationship will be discussed, including the proper method for dismissing the patient from the practice.

- Differentiate between the difficult and non-compliant patient
- Summarize the process for discharging a patient from your practice

Educational funding provided by Southpoint Insurance Agency and Medical Protective Insurance

RISK MANAGEMENT

C158, 1:30 – 4:30 p.m. November: \$70; December: \$80
January: \$90; February: \$105

3.00 CE HOURS
Recommended for Doctors, Staff

Are Your Pictures Perfect? How to Produce Quality Radiographs

Edwin Parks, DMD, MS, Indianapolis
Professor, Dental Diagnostic Sciences, Department of Oral Pathology, Medicine and Radiology, Indiana University School of Dentistry

Gail Williamson, RDH, MS, Indianapolis
Professor, Dental Diagnostic Sciences, Department of Oral Pathology, Medicine and Radiology, Indiana University School of Dentistry

This course is a repeat of P130. Please see the course description on page 46.

RADIOLOGY

P130R1, 1:30 – 4:30 p.m. November: \$150; December: \$150
January: \$150; February: \$165

3.00 CE HOURS
Recommended for Doctors, Hygienists, Assistants



Oral Surgery in General Practice

Robert Edwab, DDS, New York
Executive Director, Greater New York Dental Meeting

This course is a repeat of P131. Please see the course description on page 46.

ORAL SURGERY

P131R1, 1:30 – 4:30 p.m. November: \$325; December: \$325
January: \$325, February: \$340

3.00 CE HOURS
Recommended for Doctors, Hygienists, Assistants

Clinical Approaches to Mandibular Overdentures: Comprehensive Surgical and Restorative Protocols

Matthew Hallas, DMD, Green Bay, WI
Private practice

This course is a repeat of F135. Please see the course description on page 47.

Educational funding provided by STERNGOLD

REMOVABLE PROSTHODONTICS

F135R1, 1:30 – 4:30 p.m. No Charge

3.00 CE HOURS
Recommended for Doctors, Lab Technicians

Communications, Coding & Collections: The 3 C's to a Profitable Practice



Laci Phillips, Aztec, NM
Consultant

Bonnie Pugh, Baltimore
Consultant

When the first question a patient asks is "how much will my insurance pay?" your practice life revolves around

insurance. You can learn to step out of that mindset and step into customer service, quality health care and ultimately a profitable practice. In this lecture, discover how excellent communication, proper coding and above average collections can impact your practice's efficiency and financial health. You can walk out of this course feeling energized and renewed.

- Discover new communication tools to ensure efficiency
- Understand dentistry is a business and we can be patient focused and successful

BUSINESS/COMMUNICATIONS

F159, 1:30 – 4:30 p.m.

No Charge

3.00 CE HOURS

Recommended for Doctors, Hygienists, Assistants, Staff, General Attendees



What is Your Practice Worth?



Peter Ackerman, CPA, CVA, Winnetka, IL
Principal, ADS Midwest

As an astute practitioner, you want to keep a close watch on your practice's financial picture. Part of that process demands that you be able to reasonably estimate the fair market value of your practice at all times. Topics covered in this

presentation include: market conditions, income, market, asset and avoided cost valuation theories, tax ramifications of transactions, the financing environment and the impact of "corporate dentistry" on practice values.

- Develop an understanding of what is driving practice values in today's marketplace
- Understand the incredible investment value of a dental practice

TRANSITIONS

F160, 1:30 – 4:30 p.m.

No Charge

3.00 CE HOURS

Recommended for Doctors, Staff, General Attendees



Can I Have Some of Those Screw-in Teeth?



Thomas Borris, DDS
Golden, CO
Chief of Oral and Maxillofacial
Surgery, Denver Veterans'
Administration Medical Center.

Monica Borris, DDS
Lakewood, CO
Private practice

This course provides the basics for restorative driven implant placement. The restorative sections will cover fixed vs. removable restorations, and treatment planning for predictable and successful prosthetic results. The surgical sections will cover utilizing the prosthetic plan to determine proper site development for the placement of acceptable implant fixtures. The course is heavily evidence-based and intended for beginner to intermediate level clinicians, but it can be used for review by more experienced practitioners.

- Provide basic rationale for prosthetically driven implant placement
- Utilize ideal prosthetic treatment planning to develop the surgical approach for specific patients

IMPLANTS/SURGERY

F161, 1:30 – 4:30 p.m.

No Charge

3.00 CE HOURS

Recommended for Doctors



Crown Lengthening Workshop



James Kohner, DDS, Scottsdale, AZ
Private practice

This workshop provides an explanation of crown lengthening principles and procedures for functional restorative issues. Techniques that will solve common everyday restorative issues, such as open margins or inflamed tissue around crowns, will be reviewed. You can learn proper flap, bone contouring and suturing methods. Biologic width and ferrule are emphasized to allow participants to perform crown lengthening surgery if they choose, or make more informed referrals if they prefer. You will do flap surgery and suturing on pig jaws, and review the required osseous recontouring on models.

- Understand all surgical steps and techniques for crown lengthening
- Understand key principles of required osseous surgery

Attendee Requirements:

- Bring loupes
- Course F133M, Thursday morning

PERIODONTICS

P162, 1:30 – 4:30 p.m.

November: \$325; December: \$325

January: \$325; February: \$340

3.00 CE HOURS

Recommended for Doctors

THURSDAY

Reliable Endodontic Outcomes: Hands-on Workshop of Latest Techniques



David Landwehr, DDS, MS, McFarland, WI
Private practice

This course will review glide path management strategies. An evidence-based review of cutting edge instrumentation options with special emphasis on instrument design and mechanical movements will be covered. A single file

reciprocating system will be highlighted with a discussion of case selection to maximize clinical predictability. Additionally, enhanced irrigation protocols will be explored along with state-of-the-art obturation techniques.

- Learn the benefits of creating a reproducible and enhanced glide path with a single rotary instrument
- Learn a single file technique to create the final root canal shape, along with state-of-the-art disinfection and obturation protocols

Attendee Requirements:

- Course F134M, Thursday morning

Educational funding provided by DENTSPLY SIRONA

ENDODONTICS

P163, 1:30 – 4:30 p.m. November: \$325; December: \$325
January: \$325; February: \$340

3.00 CE HOURS

Recommended for Doctors, General Attendees



PROSTHODONTICS TODAY

Current Techniques in Implant Prosthodontics



Hans-Peter Weber, DMD, Boston
Professor and Department Chair, Department of Prosthodontics, Tufts University School of Dental Medicine

During the lecture, the subjects to be reviewed include:

- Current radiographic, planning and surgical techniques in implant dentistry based on existing scientific and clinical evidence, and demonstrate their clinical applications
- The validity of various implant loading protocols in regard to their clinical predictability, and demonstrate their application in different clinical indications
- Important surgical and prosthodontic considerations, including abutment selection, to optimize implant treatment outcomes specifically in the esthetic zone

Co-sponsored by the American College of Prosthodontics

PROSTHODONTICS

F164ACP, 1:30 – 2:30 p.m. No Charge

1.00 CE HOUR

Recommended for Doctors



PROSTHODONTICS TODAY

Don't Overlook Implant Overdentures



Lyndon Cooper, DDS, PhD, Chicago
Associate Dean for Research, University of Illinois at Chicago College of Dentistry

This course will highlight the value of implant overdentures for treating partial and complete edentulism. Guidelines for planning implant placement will be reviewed. The pros and cons of bar vs. unitary attachment approaches will be

enumerated. The construction of esthetic and durable implant overdentures will be illustrated. Increasing patient satisfaction and enhancing opportunities for care in the practice are reinforced when implant overdenture therapy is offered.

- Understand the planning of implant overdentures
- Appreciate the value of implant overdentures

Co-sponsored by the American College of Prosthodontics

PROSTHODONTICS

F165ACP, 2:30 – 3:30 p.m. No Charge

1.00 CE HOUR

Recommended for Doctors, Lab Technicians



PROSTHODONTICS TODAY

Full-arch Fixed Screw Retained PFM Implant Restoration: A New Look at Proven Technology



Jack Piermatti, DMD, Voorhees, NJ
Private practice

Replacement of the entire arch with a fixed implant restoration is a complex and demanding undertaking. Multiple designs, occlusal schemes and choice of materials can complicate treatment planning. This program takes a second

look at the standard porcelain-to-metal technology, long used in crown and bridge reconstructions, and its application in the full-arch implant restoration.

- Review the variety of materials available for full-arch implant restorations, especially PFM

Co-sponsored by the American College of Prosthodontics

PROSTHODONTICS

F166ACP, 3:30 – 4:30 p.m. No Charge

1.00 CE HOUR

Recommended for Doctors, Lab Technicians



FRIDAY

FRIDAY

AT-A-GLANCE	58
THE BASICS EXPRESS: THINGS THEY DON'T TEACH YOU IN DENTAL SCHOOL	59
LIVE PATIENT DEMONSTRATIONS	61
ALL-DAY PROGRAMS	61
MORNING PROGRAMS	62
8 A.M. PROGRAMS	62
8:30 A.M. PROGRAMS	65
9 A.M. PROGRAMS	68
WINDY CITY LECTURE SERIES	69, 76
AFTERNOON PROGRAMS	71
12:30 P.M. PROGRAMS	71
1 P.M. PROGRAMS	73
1:30 P.M. PROGRAMS	77

CDS offers you three ways to register:

- Online, at www.cds.org, through Feb. 17
- By faxing the form on pages 22 – 23 to 630.241.1007 before Jan. 18
- By mailing the form on pages 22 – 23 before Jan. 18 (postmark). Please use your own envelope and mail form to:

Chicago Dental Society
 Midwinter Meeting
 c/o Advanced Tradeshow Technology
 PO BOX 4199
 Lisle, IL 60532

CHICAGO DENTAL SOCIETY | 2017 MIDWINTER MEETING

FRIDAY

FRIDAY TOPIC		PAGE
Biofeedback	F234WC, Wolf	69
Business/Communications	F200B, Phillips	59
Business/Communications	C208, Little	62
Business/Communications	F213, Valencia, Catalanello	64
Business/Communications	F222, Kerr	66
Business/Communications	F223, Banta	66
Business/Communications	F224, Mausolf	67
Business/Communications	F233, Weber	69
Business/Communications	F239, Pick	70
Business/Communications	C242, Little	71
Business/Communications	F248, Valencia, Catalanello	73
Business/Communications	F254, Kerr	75
Business/Communications	F255, Banta	75
Business/Communications	F256, Mausolf	76
Business/Communications	F264, Weber	78
Business/Image	F221, Hurley	66
Business/Technology	C228, Emmott	68
Controversies	F209, Christensen, Braun, Kohner, Rothman, Dorociak	63
CPR	P210R2, Onesti	63
CPR	P210R3, Onesti	72
Dental Materials	F200D, Boghosian	60
Endodontics	C207, Haas	62
Endodontics	P226, Fleury	67
Endodontics	C241, Haas	71
Endodontics	P226R1, Fleury	75
Ergonomics	C243, Valachi	71
Finance	C216, Stone	65
Geriatrics	F245, Bendit	72
Health	F225, Odiatu	67
Health	C244, Low Dog	72
Health	F257, Odiatu	76
Hygiene	C206, Hempton	62
Hygiene	C220, Arndt	66
Hygiene	P238, Mattson, Bosgieter	70
Hygiene	C240, Hempton	71
Hygiene	F246, Davis	73
Hygiene	C251, Arndt	74
Hygiene	C260, Simos	77
Implants	F200G, Borris	60
Implants	F231, Shatkin	68
Infection Control	P214, Molinari, Dewhirst	64
Infection Control	P214R1, Molinari	72

FRIDAY TOPIC		PAGE
Insurance Coding	C263, Riggins	78
Lasers	P227, Cardoza, Cardoza	67
Lasers	P227R1, Cardoza, Cardoza	75
Microscope	F235WC, Deweirdt	69
New Office	F200A, Borris	59
Nutrition	C203A, Mainz	61
Nutrition	C203B, Mainz	61
Oral Surgery	F200F, Borris	60
Oral Surgery	F215, Borris	64
Oral Surgery	F265, Nattestad	78
Orthodontics	F204A, Forbes	61
Orthodontics	F204B, Forbes	61
Pathology	C218, Svirsky	65
Pathology	C249, Svirsky	73
Periodontics	F247, Belani	73
Periodontics	C262, Merijohn	77
Pharmacology	F266, Eshenaur Spolarich	79
Radiology	P230R2, Parks, Williamson	68
Radiology	P230R3, Parks, Williamson	78
Removable Prosthodontics	P237, Bambara	70
Restorative	F200C, DiTolla	59
Restorative	F201LPD, Dudley	61
Restorative	F202LPD, Hornbrook	61
Restorative	C205, Hartlieb	62
Restorative	C217, Murphy	65
Restorative	C229, Cranham	68
Restorative	F232M, Trost	69
Restorative	C253, Murphy	74
Restorative	F258WC, Dzakovich, Oslak	76
Restorative	F259WC, Dorociak	76
Restorative	C229R1, Cranham	77
Restorative	C261, Brady	77
Restorative	P267, Trost	79
Sleep Medicine	C219, Demko	65
Sleep Medicine	C250, Demko	74
Sleep Medicine	C252, Spencer	74
Smoking and Alternatives	F211, Janssen, Clough, LeHew, Noraian, Williams	63
Stress Management	F236, Youngholm	70
Transitions	F200E, Ackerman	60
Transitions	F212, Ackerman	64

The Basics Express: Things They Didn't Teach You in Dental School

You've graduated and passed the boards. You know everything about dentistry, right? This all-day track will give you seven rapid-fire glimpses into what you will really face on the job. From choosing materials to real life restorative; from planning implant case costs to buying and setting up your first office. Today's speakers will give you a look at what dentistry is really like.

Track Objectives:

- To examine aspects of everyday dentistry not generally considered in dental school
- To provide you with insights into dentistry in the real world

The entire track F200A-G has no charge.

THE BASICS EXPRESS: THINGS THEY DIDN'T TEACH YOU IN DENTAL SCHOOL

Get Out There, Be Your Own Boss



Monica Borris, DDS, Lakewood, CO
Private practice

Now that you've graduated, are you contemplating owning a dental practice? This course will cover topics that are not taught in dental school. Based on real life experiences, this is a practical guide for what worked and what didn't during my transition to private practice.

- Provide basic information on the first steps to owning a dental practice

NEW OFFICE

F200A, 9 – 10 a.m.

1.00 CE HOUR

Recommended for Doctors



THE BASICS EXPRESS: THINGS THEY DIDN'T TEACH YOU IN DENTAL SCHOOL

Dentistry is a Business and You're the Team Leader



Laci Phillips, Aztec, NM
Consultant

Every dentist wants to just do dentistry. But now you own a business, which means you must hire and lead a team. This course is designed to give you a toolbox with five tools to start your blueprint to success.

- Learn five tips to start your blueprint to success
- Learn proven tools to help your practice succeed

BUSINESS/COMMUNICATIONS

F200B, 10 – 11 a.m.

1.00 CE HOUR

Recommended for Doctors, Hygienists, Assistants, Lab Technicians, Staff, General Attendees



THE BASICS EXPRESS: THINGS THEY DIDN'T TEACH YOU IN DENTAL SCHOOL

Crown Preps Made Simple: Foolproof Technique for All Practitioners



Michael DiTolla, DDS, Newport Beach, CA
Director of Clinical Affairs, Dentsply Sirona

Most dental schools teach a crown preparation technique that works well in the hands of the top 5 percent of the class, but many find it difficult to learn and master. This course teaches a prep sequence that can be mastered by anyone and results in a preparation that looks better than the majority of preps received by commercial dental laboratories.

- Learn a technique that ensures adequate reduction for all material types
- Learn a technique for prepping the gingival margin that provides excellent results with minimal effort

RESTORATIVE

F200C, 11 a.m. – 12 p.m.

1.00 CE HOUR

Recommended for Doctors, Assistants, Lab Technicians



FRIDAY

THE BASICS EXPRESS: THINGS THEY DIDN'T TEACH YOU IN DENTAL SCHOOL

Indispensable Restorative Dental Materials



Alan Boghosian, DDS, Chicago
Private practice

A predictable outcome is economically and psychologically crucial in a dental practice. The selection of a material is often critical in attaining a successful restorative result. However, determining the performance of a dental material can be a challenge. The goal of this presentation is to recommend specific materials required to achieve a stable long-term restorative result.

- Learn proven dental materials to enhance your restorative success

DENTAL MATERIALS

F200D, 12 – 1 p.m.

1.00 CE HOUR

Recommended for Doctors

THE BASICS EXPRESS: THINGS THEY DIDN'T TEACH YOU IN DENTAL SCHOOL

Preparing for Private Practice: Own Your Practice, Own Your Future



Peter Ackerman, CPA, CVA, Winnetka, IL
Principal, ADS Midwest

If you are ready to make the transition from associate or new graduate to practice owner this course is for you. The course offers practical information and expert insight as to the incredible value private practices offer dentists in today's marketplace. Topics include: associateships, valuation theories, successful transition models, most common avoidable mistakes and much more.

- Gain an understanding of realistic transition models and practice valuation
- Realize the incredible earning power of owning a private practice

TRANSITIONS

F200E, 1 – 2 p.m.

1.00 CE HOUR

Recommended for Doctors, Staff, General Attendees



THE BASICS EXPRESS: THINGS THEY DIDN'T TEACH YOU IN DENTAL SCHOOL

A Guide to Avoiding Oral Surgical Minefields for New Practitioners



Thomas Borris, DDS, Golden, CO
Chief of Oral and Maxillofacial Surgery, Denver Veterans' Administration Medical Center

This course will provide attendees with a brief look at procedures they may wish to avoid as they enter practice. Emphasis will be placed on pre-surgical assessment and avoidance of common pitfalls facing a new general practitioner on a daily basis. Attendees are encouraged to bring and discuss the surgical concerns facing today's young dentists for an open and frank discussion.

- Develop a safe, rational approach to patients requiring oral surgery in your practice
- Understand the elements of informed consent to keep you out of the courtroom

ORAL SURGERY

F200F, 2 – 3 p.m.

1.00 CE HOUR

Recommended for Doctors



THE BASICS EXPRESS: THINGS THEY DIDN'T TEACH YOU IN DENTAL SCHOOL

Discovering Implant Dentistry: What Tools & Screws Mean Success for You



Monica Borris, DDS, Lakewood, CO
Private practice

Building up implant dentistry in your practice can be overwhelming. Where to start? What implants will I use? Do I need additional education? How much should I invest? What about my liability insurance; will it change? This course will discuss practical ways that will make implementing implant dentistry a smooth process in your dental office.

- Learn practical guides for adding implant dentistry to your practice

IMPLANTS

F200G, 3 – 4 p.m.

1.00 CE HOUR

Recommended for Doctors, Hygienists, Assistants, Staff



LIVE PATIENT DEMONSTRATIONS

A Smile Design Case: From Start to Finish



Tom Dudney, DMD, Alabaster, AL
Private practice

This video and live patient demonstration program will discuss and show a maxillary 10-unit smile design. Principles, tooth preparation, provisional fabrication and laboratory communication will be discussed and shown using video and lecture format. There will be a live presentation of the delivery appointment with a discussion and demonstration of the veneer try-in, rubber dam isolation, universal adhesives and cements, seating all the restorations at the same time and cleanup made easy.

- Visualize a diagnostic wax-up to fabricate ideal provisionals providing valuable information for patient feedback and laboratory communication
- Learn how to obtain proper isolation for adhesive bonding of 10 porcelain restorations simultaneously

Educational funding provided by Shofu Dental Corporation

RESTORATIVE

F201LPD, 9 a.m. – 12 p.m.

No Charge

3.00 CE HOURS

Recommended for Doctors, Hygienists, Assistants, Lab Technicians



LIVE PATIENT DEMONSTRATIONS

Veneer Cementation: Optimizing Predictability & Efficiency



David Hornbrook, DDS, La Mesa, CA
Private practice

Take the stress out of veneer cementation. This live patient presentation provides attendees the knowledge and expertise to predictably and efficiently cement anterior veneers. Dr. Hornbrook reviews smile design, adhesive bonding, finishing and polishing. A step-by-step, cementation process utilizing the “tack and wave” technique will be reviewed.

- Understand the rationale of smile design in achieving ideal aesthetics
- Observe cementation of veneers, using the “tack and wave” technique combined with adhesion update

Educational funding provided by 3M

RESTORATIVE

F202LPD, 1:30 – 4:30 p.m.

No Charge

3.00 CE HOURS

Recommended for Doctors, Assistants, Lab Technicians



32 Teeth & 100 Birthdays



David Meinz, MS, RD, FADA, CSP, St. Louis, MO
Nutritionist

Health promotion expert and nutritionist David Meinz shows you how to add years to your life and life to your years. You’ll discover the “Seven Steps to Longevity,” the latest on vitamin supplements, the truth about Omega-3s and brand new information on cholesterol. Information on how to power up your health will be presented.

- Identify the role of nutrition in total health and research based characteristics of centenarians
- Differentiate between basic vitamin supplement needs and marketing claims

NUTRITION

C203A, 9 a.m. – 12 p.m.

November: \$70; December: \$80

January: \$90; February: \$105

C203B, 1:30 – 4:30 p.m.

November: \$70; December: \$80

January: \$90; February: \$105

Continuation of Course C203A

6.00 CE HOURS (3 HOURS EACH SESSION)

Recommended for Doctors, Hygienists, Assistants, Lab Technicians, Staff, General Attendees

Grey Zone: Extend Range of Healthy Orthodontic Tooth Movement



David Forbes, DDS, MS, PhD, West Dundee, IL
Private practice

Orthodontic patients are evaluated for treatment using parameters such as the determination of the skeletal bases and their relationship to the dentoalveolar complex. If the skeletal bases are incompatible with each other or the cranium, orthognathic surgery may be required. Some patients have more severe discrepancies than others. The orthodontist must decide whether to commit to surgery or push the orthodontic envelope. Not all patients will consider orthognathic surgery as an option but the orthodontic “grey zone” patients may benefit from bone augmentation to extend the range of healthy tooth movement.

- Learn the parameters limiting orthodontic movements
- Learn how to treat “grey zone” cases without orthognathic surgery

Educational funding provided by the Illinois Society of Orthodontists and Carestream Dental

ORTHODONTICS

F204A, 9 a.m. – 12 p.m.

No Charge

F204B, 1:30 – 4:30 p.m.

No Charge

Continuation of F204A

6.00 CE HOURS (3 HOURS EACH SESSION)

Recommended for Doctors, Assistants

FRIDAY

Getting to Yes: Verbal, Clinical Skills for Complex Case Acceptance



Dennis Hartlieb, DDS, Glenview, IL
Private practice

Have you spent years learning the art and science of dentistry, but become frustrated with your inability to motivate patients to move forward with necessary or elective treatment? What is it that is keeping your patients from

saying yes to the treatment that they need, or dentistry that they have expressed a desire to complete? Through the photographic documentation of clinical cases, this presentation will review not only the how-to of working through complex treatment for predictable results, but also the how-to of establishing dialogue with the patient to help them move forward with the treatment they desire.

- Learn the skills for active and participatory listening
- Learn the technical skills for complex case treatment

Educational funding provided by Cosmedent

RESTORATIVE

C205, 8 – 11 a.m.

November: \$70; December: \$80
January: \$90; February: \$105

3.00 CE HOURS

Recommended for Doctors, Hygienists, Assistants, Staff



Implant Therapy & RDH



Timothy Hempton, DDS, Dedham, MA
Private practice

This course will review practical implant maintenance procedures as well as the etiology and management of implant complications. The basics of surgical placement, site preparation and restoration with either fixed or removable prosthetics will be discussed. Treatment planning considerations involving anatomical concerns and systemic factors will also be reviewed.

- Learn techniques for practical implant maintenance by the RDH
- Understand the etiology, microbiology and clinical appearance of problematic implants

HYGIENE

C206, 8 – 11 a.m.

November: \$70; December: \$80
January: \$90; February: \$105

3.00 CE HOURS

Recommended for Hygienists, Staff



Root Canals Done Faster, Better & Safer: A Practical Course for General Dentists



Manor Haas, DDS, Cert. Endo.
Toronto, ON, Canada
Private practice

Relevant endodontic topics and practical tips will be presented to help general dentists perform better root canals with less stress. These will include diagnosis, anesthesia, access preparations, instrumentation, obturation and pain and infection management.

- Learn how to anesthetize hot teeth faster and better, prepare an endo access, locate canals, instrument and obturate curved and calcified canals
- Learn how to perform safer root canals, separate less files, prevent perforations, prevent ledging or blocking canals, and reduce post-procedure pain and infections

ENDODONTICS

C207, 8 – 11 a.m.

November: \$70; December: \$80
January: \$90; February: \$105

3.00 CE HOURS

Recommended for Doctors, General Attendees



The Walleectomy: Embezzlement in the Dental Office



Pat Little, DDS, Chattanooga, TN
Consultant

While the vast majority of dental teams are hardworking, loyal and honest, it only takes one desperate individual to financially ruin a dental practice. Many doctors fail to discover fraud and embezzlement until significant damage has occurred. While internal controls are useful and important, they have limitations and may not be as effective as the doctor thinks. In order to mitigate the damage caused by embezzlement, additional steps beyond internal controls must be utilized.

Due to the sensitivity of the material presented, attendance is restricted to dentists, their spouses and dental students. No fee refund for unauthorized attendees.

- Learn the strengths and limits of internal control strategies
- Learn how to recognize the warning signs of embezzlement

BUSINESS/COMMUNICATIONS

C208, 8 – 11 a.m.

November: \$70; December: \$80
January: \$90; February: \$105

3.00 CE HOURS

Recommended for Doctors

CPR/AED Training & Certification: Learn How to Save a Life

Vickie Onesti, Elmhurst, IL
President, CPR Training for LIFE!

This course is a repeat of P110. Please see the course description on page 41.


CPR

P210R2, 8 – 11 a.m. November: \$60; December: \$60
January: \$60; February: \$75

3.00 CE HOURS

Recommended for Doctors, Hygienists, Assistants, Lab Technicians, Staff, General Attendees

Your Major Questions Answered by Experts



Gordon Christensen, PhD, DDS
Provo, UT
Private practice

James Braun, DDS, MS
Saginaw, MI
Private practice

Michael Dorociak, DDS, Sarasota, FL
Private practice

James Kohner, DDS, Scottsdale, AZ
Private practice

David Rothman, DDS, San Francisco
Private practice, Adjunct Clinical Associate Professor, Department of Pediatric Dentistry, Case Western Reserve University School of Dental Medicine

Moderator Gordon Christensen plus four other speakers will address questions from participants. In this course, participants enter the room and write questions they want to have answered. The written questions are collected by the room host and given to Dr. Christensen. The questions are sorted into categories by Dr. Christensen and answered by the experts. At least 50 questions will be answered during the program.

- Identify the most important questions challenging dentists
- Provide answers to those most important questions

CONTROVERSIES

F209, 8 – 11 a.m. No Charge

3.00 CE HOURS

Recommended for Doctors, Hygienists, Assistants, Lab Technicians, Staff, General Attendees



E-Cigarettes, Vaping & Tobacco: What You Need to Know for Your Patients



Julie Janssen, RDH, MA, Springfield, IL
Public Health Administrator

Sharee Clough, MEd, Chicago
Manager, Preventive Health Activities for the Council of Access, Prevention and Interprofessional Relations, American Dental Association

Charles LeHew, PhD, Chicago
Research Assistant Professor of Pediatric Dentistry, University of Illinois at Chicago College of Dentistry

Kirk Noraian, DDS, Bloomington, IL
Private practice

Larry Williams, DDS, Skokie, IL
Assistant Professor, Midwestern University, College of Dental Medicine – Illinois

The purpose of the presentation is to share information about electronic cigarettes, vaping, tobacco products, policies and cessation. A panel of expert dental professionals, (including the manager of Preventive Health Activities of the American Dental Association, and colleagues representing academia, research, private practice and public health) will present the information with discussion.

- Learn about personal vaporizers and electronic cigarettes, including how they are used and the potential oral health risks of using such devices

SMOKING AND ALTERNATIVES

F211, 8 – 11 a.m. No Charge

3.00 CE HOURS

Recommended for Doctors, Hygienists, Assistants, Staff, General Attendees



FRIDAY

Practice Transitions That Work



Peter Ackerman, CPA, CVA, Winnetka, IL
Principal, ADS Midwest

Transferring ownership of a dental practice is often the most significant financial transaction to take place during a dentist's career. Proper planning and understanding of the options available is imperative to complete a successful

transition. Topics covered include: right time to transition, transition options, walk away sales, pre- and post-retirement sales, partnership buy-ins and buy-outs, structuring the sale, tax ramifications, financing the sale and corporate dentistry and contractual issues.

- Identify the different transition models available for professional practices
- Understand the risks and rewards for each model

TRANSITIONS

F212, 8 – 11 a.m.

No Charge

3.00 CE HOURS

Recommended for Doctors, Staff, General Attendees



Successful Dental Practice



Linda Valencia, RDH, MS, Bloomfield Hills, MI
Consultant

Jody Catalanello, BS, Chicago
Consultant

All highly functioning, productive practices require a

positive work environment plus an engaged and energetic team. Other elements common to successful practices include a foundation of values and teamwork, clarity about mission and vision, influential leadership skills, review and reaction to the key numerical indicators of their business and consistent systems and protocols. Course topics include: how to identify your core values; sharing your mission and vision; fostering team collaboration; developing healthy leadership habits; understanding the practice statistics; and creating consistency with your practice systems.

- Understand the five key elements of a successful dental practice
- Discover effective leadership habits

BUSINESS/COMMUNICATIONS

F213, 8 – 11 a.m.

No Charge

3.00 CE HOURS

Recommended for Doctors, Staff

Hands-on Infection Control Workshop



John Molinari, PhD Northville, MI
Director of Infection Control, The Dental Advisor

Nancy Dewhirst, RDH Laguna Beach, CA
Hygienist

This workshop considers concepts and available infection control products. Choices include a variety of items available as disposable covers and personal protective equipment, such as different glove technologies, masks, eyewear and multiple chemical solutions marketed for intended use on inanimate surfaces. Major emphasis considers application of infection control items in the light of documented knowledge. Unfortunately, misconceptions about certain groups of products can occur. Potential consequences and implications of misuse of representative items will also be discussed.

- Understand the use of infection control products based on accumulated evidence and regulatory requirements
- Understand potential implications of product misuse

INFECTION CONTROL

P214, 8 – 11 a.m.

November: \$175; December: \$175

January: \$175; February: \$190

3.00 CE HOURS

Recommended for Doctors, Hygienists, Assistants, Staff

Do You Love Oral Surgery? Find Out How You Can Start Doing It



Thomas Borris, DDS, Golden, CO
Chief of Oral and Maxillofacial Surgery, Denver Veterans' Administration Medical Center

This course is designed to shed light and ease the anxiety facing all new practitioners. In essence, this is basic training in oral surgery for a new general practitioner. Basic extraction techniques, surgical extraction techniques, pre-prosthetic surgery and post-operative management of these patients will be discussed. Bring cases, bring questions. This is an open forum; don't be bashful and have fun.

- Highlight basic and more complex oral surgical techniques
- Discuss management of the surgical patient, both in the peri-operative and post-operative periods

ORAL SURGERY

F215, 8 – 11 a.m.

No Charge

3.00 CE HOURS

Recommended for Doctors



Financing Multiple Dental Offices



Benjamin Stone, Chicago
Vice President, Bank of America Practice Solutions

Are you ready to expand your business beyond a single dental office? Have you determined the ideal business structure for your offices? Have you created a business plan that addresses the concerns of multiple practice ownership? Have you identified a team of experts to assist with your expansion? If you are asking yourself these questions, this course reviews the various aspects of multiple practice ownership. This program offers insight and information to help you ensure a successful leap from single to multiple practice ownership.

- Recognize the appropriate reasons for owning multiple offices and the right time to expand
- Learn how to structure business entities and the best methods to properly manage and organize your business

FINANCE

C216, 8:30 – 11:30 a.m. November: \$70; December: \$80
 January: \$90; February: \$105

3.00 CE HOURS

Recommended for Doctors

Simplifying the Complex Case: Managing Treatment Planning Variables



Mark Murphy, DDS, Rochester Hills, MI
Private practice

This evidence-based review of occlusion, differential diagnosis, treatment planning, materials, matrices, shade, preparation design and provisionalization will emphasize how to evaluate and apply risk assessment and make predictable decisions about complex restorative and aesthetic cases. Attendees will walk through each simplifier and breakdown the process into constructs that are easily applied. The physics, bio-mechanics, physiology and psychological dimensions of the topics will be explored. You can develop skills that can be put to use right away in planning and restoring dentitions.

- Manage occlusion and treatment options
- Learn about shade, matrices, materials, preparation and provisionalization

RESTORATIVE

C217, 8:30 – 11:30 a.m. November: \$70; December: \$80
 January: \$90; February: \$105

3.00 CE HOURS

Recommended for Doctors, Lab Technicians

Come In, Catch It: A Review That Sticks



John Svirsky, DDS, MEd, Richmond, VA
Professor of Oral and Maxillofacial Pathology, Virginia Commonwealth University School of Dentistry

This is a review course that covers recognition, diagnosis and treatment of the 25 soft tissue lesions that every dentist and hygienist should know and treat appropriately. A number of the entities only require recognition. The classic lesions that have been forgotten will be brought back to life. This course is designed to re-energize your diagnostic confidence.

- Demonstrate a logical approach to the diagnosis of oral lesions
- Recognize and diagnose the more common soft tissue lesions/diseases found in dental practice

PATHOLOGY

C218, 8:30 – 11:30 a.m. November: \$70; December: \$80
 January: \$90; February: \$105

3.00 CE HOURS

Recommended for Doctors, Hygienists

Treating Patients with Obstructive Sleep Apnea: A Flow Chart of Things to Remember



B. Gail Demko, DMD, Weston, MA
Private practice

When planning to treat obstructive sleep apnea, there are many factors to be considered. You must establish a relationship with local physicians. Appliances are covered by medical insurance. Do you intend to accept insurance? There are medico-legal ramifications involved in your screening. Did you do an oral exam? Is the patient a good candidate for treatment? Did you discuss treatment limitations and discuss treatment scheduling? Does your staff understand the workflow involved in this treatment? This course will help you answer these questions.

- Be able to demonstrate a basic administrative workflow
- Be able to demonstrate how to decide who is a good candidate for therapy

SLEEP MEDICINE

C219, 8:30 – 11:30 a.m. November: \$70; December: \$80
 January: \$90; February: \$105

3.00 CE HOURS

Recommended for Doctors, Hygienists, Assistants, Staff, General Attendees

FRIDAY

Dental Hygienists: Partners in Success



Heidi Arndt, RDH, Lafayette, CA
Consultant

As a provider of care, generator of revenue and a chief draw of new patient and recall traffic, the dental hygienist should be seen as a partner in the practice. In this course, the speaker will lead hygienists to discover their real value in the practice, how they can positively impact the financial health of the practice, and provide them with the tools to allow them to be significant contributors to revenue, referrals and recall business.

- Demonstrate key hygiene business targets every dental hygienist should know
- Provide tips to improve the value of hygiene to the practice

Educational funding provided by Patterson Special Markets and Solutionreach

HYGIENE

C220, 8:30 – 11:30 a.m. November: \$70; December: \$80
January: \$90; February: \$105

3.00 CE HOURS

Recommended for Doctors, Hygienists, Assistants, Staff, General Attendees



Your Image/Your Brand/Your Success: What Does It Take to Get Referrals?



Janice Hurley, BS, San Diego, CA
Consultant

There is no denying that things have changed in dentistry and you need to keep up. This lecture will review what it takes to put your best foot forward to make a first and lasting impression of your practice. The science of body language, verbal skills and the power of visual impact will be discussed. You will look at your social media footprint and your brand through your patient's eyes, taking what you see to attract quality new patients that accept treatment plans and create practice success.

- Generate more new patients
- Create a brand that makes you proud

BUSINESS/IMAGE

F221, 8:30 – 11:30 a.m. No Charge

3.00 CE HOURS

Recommended for Doctors, Hygienists, Assistants, Lab Technicians, Staff, General Attendees



Building a Booming Business



Wayne Kerr, DDS, Stockbridge, GA
Private practice

Dentists are typically well prepared to care for their patients through excellent clinical training, but are not prepared for the business of dentistry. With more than three decades of small business ownership as a private, fee-for-service practitioner, Dr. Kerr has experienced and solved the problems that dental practices face. Attendees can learn valuable, real life lessons in this fast-paced program, which will touch on many of the factors necessary to operate your practice successfully.

- Explore the concepts required to establish, operate, market, manage, assess and maintain a practice
- Increase your knowledge of hiring, team-building, leadership and financial planning

BUSINESS/COMMUNICATIONS

F222, 8:30 – 11:30 a.m. No Charge

3.00 CE HOURS

Recommended for Doctors



Play Insurance/Accounts Receivables Game Your Way



Lois Banta, Grain Valley, MO
Consultant

Are your accounts receivables out of control? Do your insurance claims reports weigh more than your desk? You can learn to develop proven systems to track A/R more effectively and follow up on past due claims more efficiently, reducing stress. You will be able to design systems for collecting from patients without being perceived as the bad guy.

- Learn communication, listening and detailed narrative writing
- Develop reports and tracking designed to head off legal and malpractice issues

BUSINESS/COMMUNICATIONS

F223, 8:30 – 11:30 a.m. No Charge

3.00 CE HOURS

Recommended for Doctors, Hygienists, Assistants, Staff, General Attendees



Delivering WOW Service That Makes Your Patients Feel Good



Judy Kay Mausolf, Lakeville, MN
Coach, Author

Research shows that practices that build their office environment around serving the patient own and dominate the market. Customer service can be confusing, complex and vague. "I'm satisfied," means nothing in today's world. This

course offers ways to differentiate your office from the one down the street. Principles for strengthening communication skills, practice brand and service standards will be reviewed. Learn how you can inspire the entire team to deliver WOW service with more passion and fun.

- Learn techniques to make WOW impressions and deliver service with more passion and fun
- Learn five WOW service standards

BUSINESS/COMMUNICATIONS

F224, 8:30 – 11:30 a.m.

No Charge



3.00 CE HOURS

Recommended for Doctors, Hygienists, Assistants, Lab Technicians, Staff, General Attendees

Bare Essentials to Get Lean: 50 Shades of Inflammation



Uche Odiatu, DMD, Markham, ON, Canada
Private practice

Positive changes in your diet, getting more active, reducing body fat and managing stress play a major role in reducing your inflammatory burden. Inflammation is a key player in most chronic degenerative diseases. From irritable

bowel to colitis to arthritis to gingivitis and periodontitis, American College of Sports Medicine studies show that excess body fat is a key source of inflammation in the human body. This lecture will delve into exercises, new diet tips, healthy gut flora strategies and the psychology of weight loss.

- Create a body that supports health
- Discover the link between BMI and inflammation

HEALTH

F225, 8:30 – 11:30 a.m.

No Charge

3.00 CE HOURS

Recommended for Doctors, Hygienists, Assistants, Lab Technicians, Staff, General Attendees

Restorative Endodontics Workshop



Alex Fleury, DDS, MS, Wilmington, DE
Private practice

The principal scientific concepts for successful endodontics will be presented as well as technology and techniques that emphasize responsible shaping and hydroxyapatite bonding inside the root canal. Real World Endo remains

dedicated to the preservation of the natural dentition through smarter more thoughtful endodontics.

- Recognize the correct way to use an ultrasonic in the pursuit of hidden canals
- Gain insight into the use of the new bioceramic materials in both surgical and non-surgical endodontic care

Educational funding provided by Real World Endo and Brasseler USA

ENDODONTICS

P226, 8:30 – 11:30 a.m.

November: \$325; December: \$325

January: \$325; February: \$340

3.00 CE HOURS

Recommended for Doctors

21st Century Laser-Assisted Dentistry: A Participation Workshop



Anthony Cardoza, DDS
Santee, CA
Private practice

Kimberly Cardoza, RDH
Santee, CA
Hygienist

Take your practice to a higher level integrating new laser technology. This course is led by a certified laser dentist and laser dental hygienist. The program covers laser applications, safety and physics. Participants will experience using lasers hands-on in a simulated periodontal environment for both soft tissue and hard tissue applications including cavity preparation, soft tissue ablation, bone ablation and all hygiene procedures.

- Learn clinical applications of dental hard tissue and soft tissue lasers
- Use the laser in a simulated dental hard and soft tissue environment

Educational funding provided by Fotona/Lasers4Dentistry

LASERS

P227, 8:30 – 11:30 a.m.

November: \$325; December: \$325

January: \$325; February: \$340

3.00 CE HOURS

Recommended for Doctors, Hygienists



FRIDAY

Google Juice for Dentists



Lawrence Emmott, DDS, Phoenix
Private practice

Like it or not, people will judge you based on your Internet presence and online reputation. No one uses a phone book; they use the Internet. This course presents the three purposes of a dental website and how 93 percent of people will find it. How to generate positive user reviews and guard your online reputation will be reviewed. Take a 10-point test to determine your online footprint. The program includes live examples of online searches, website visits and specific step-by-step examples of effective web design.

- Learn three purposes of a dental web page
- Understand the limits of Search Engine Optimization (SEO)

BUSINESS/TECHNOLOGY

C228, 9 a.m. – 12 p.m. November: \$70; December: \$80
January: \$90; February: \$105

3.00 CE HOURS

Recommended for Doctors, Hygienists, Assistants, Staff, General Attendees



Treatment Planning Worn Dentition



John Cranham, DDS, Chesapeake, VA
Private practice

The aging baby boomer population presents with many unique challenges. Unlike their parents, they expect to keep their teeth healthy and functional for their entire life. They also will be living longer in a world with increased stresses, making occlusal wear and occlusal disease one of the greatest threats to their dentition. Being able to design comprehensive treatment plans that will address occlusal, aesthetic and biological issues along with the correct material selection will be essential for the successful restorative practice.

- Present a step-by-step programmed approach to optimum treatment planning

Educational funding provided by 3M

RESTORATIVE

C229, 9 a.m. – 12 p.m. November: \$70; December: \$80
January: \$90; February: \$105

3.00 CE HOURS

Recommended for Doctors, Hygienists, Assistants, Lab Technicians, Staff, General Attendees

Are Your Pictures Perfect? How to Produce Quality Radiographs

Edwin Parks, DMD, MS, Indianapolis

Professor, Dental Diagnostic Sciences, Department of Oral Pathology, Medicine and Radiology, Indiana University School of Dentistry

Gail Williamson, RDH, MS, Indianapolis

Professor, Dental Diagnostic Sciences, Department of Oral Pathology, Medicine and Radiology, Indiana University School of Dentistry

This course is a repeat of P130. Please see course description on page 46.

RADIOLOGY

P230R2, 9 a.m. – 12 p.m. November: \$150; December: \$150
January: \$150; February: \$165

3.00 CE HOURS

Recommended for Doctors, Hygienists, Assistants



Mini-implants and the General Dentist



Todd E. Shatkin, DDS, Amherst, NY
Private practice

This program on mini dental implants is for general practice dentists who are considering adding mini dental implant services to their practices. As a result of his positive experiences with mini dental implants, Dr. Shatkin developed the patented F.I.R.S.T.[®] Technique (Fabricated Implant Restoration and Surgical Techniques). This technique allows for the replacement of missing teeth in one appointment and stabilizing a denture in less than an hour. Both of these procedures will be successfully completed using the F.I.R.S.T.[®] Technique during the live program.

- Understand mini-implant placement procedures
- Understand anatomical considerations for mini-implant placement

Educational funding provided by Shatkin F.I.R.S.T

IMPLANTS

F231, 9 a.m. – 12 p.m. No Charge

3.00 CE HOURS

Recommended for Doctors, Assistants



Organize/Restore/Protect: GP's Guide to Minor Tooth Movement & Esthetics



Lori Trost, DMD, Waterloo, IL
Private practice

Reducing the frustration of compromised enamel caused by misaligned teeth, orthodontic relapse or worn incised edges will be discussed. This program will offer practical solutions for general dentists and their teams to straighten the Social

Six into healthier positions using contemporary orthodontic systems.

This morning session will focus on identifying misaligned cases that can be treated predictably, restorative options for functional and esthetic completion, and protection of the restored occlusion.

- Understand the fundamentals of minor tooth movement
- Identify, treat and restore appropriate minor tooth movement cases

Educational funding provided by DENTSPLY SIRONA

RESTORATIVE

F232M, 9 a.m. – 12 p.m.

No Charge

Ticket holders must attend this prerequisite lecture for admittance to P267, Friday afternoon.

3.00 CE HOURS

Recommended for Doctors, Hygienists, Assistants



Some Days You're the Pigeon, Some Days the Statue



Dave Weber, BA, Kennesaw, GA
President & CEO, Weber Associates

Come prepared to laugh and learn as one of the funniest humorists and dental speakers discusses what many doctors and staff feel is the most challenging part of their practice: people.

Doctors and patients, doctors and staff, staff and patients, and staff and staff are relationships. It all boils down to relationships. You can make progress on purpose and hear about the amazing impact that communication has on the culture and climate of a practice or home.

- Discover the six most powerful words and when to use them, and learn the secret to bringing out the best in co-workers and patients
- Develop a proven process for drawing people closer

BUSINESS/COMMUNICATIONS

F233, 9 a.m. – 12 p.m.

No Charge

3.00 CE HOURS

Recommended for Doctors, Hygienists, Assistants, Lab Technicians, Staff, General Attendees

WINDY CITY LECTURE SERIES

Effective Management of Dental Care Anxiety Using Biofeedback Assisted Techniques



Ellie Wolf, MS, Elizabeth, NJ
Private practice

In this lecture, the physiology of breathing as well as the role of diaphragmatic breathing and how it regulates the vital functions of heart rate, blood pressure and respiration rate will be reviewed and discussed.

- Understand the psycho-physiology of fear and how it drives pain
- Learn to teach and apply highly effective autonomic self-regulation to patients during treatment

BIOFEEDBACK

F234WC, 9 – 10:30 a.m.

No Charge

1.50 CE HOURS

Recommended for Doctors, Hygienists, Assistants

WINDY CITY LECTURE SERIES

Do you See What I See? Why Dental Operating Microscope is Right for Every General Dentist



Glenn Deweirdt Jr., DDS, Woodridge, IL
Private practice

Learn why the dental operating microscope can improve your practice quality of care and bottom line profitability. Any dental procedure will benefit from the increased accuracy inherent with higher magnification. The dental operating microscope will make you a better dentist, increase practice profitability and extend your working life by decreasing neck, back and eye strain.

- Learn why the operating microscope is a must for the new millenium practice

MICROSCOPE

F235WC, 10:30 a.m. – 12 p.m.

No Charge

1.50 CE HOURS

Recommended for Doctors, Assistants

FRIDAY

De-stressing Dental Profession: Multi-level Approach to Happiness & Balance



Tom Youngholm, MA, Grantham, NH
Author

Mr. Youngholm's method of stress management focuses on the need for a balanced life. He blends Western psychology, Eastern thought and the commonsense workings of the universe in his simple and practical workshop. His down-to-earth style ensures a fun, informative and insightful experience. When you leave this seminar, you'll be able to immediately use his suggestions.

- Create balance in your professional and home life
- Understand the need to be a Weeble

STRESS MANAGEMENT

F236, 10:30 a.m. – 12 p.m.

No Charge

1.50 CE HOURS

Recommended for Doctors, Hygienists, Assistants

Attachments & Implants Workshop



George Bambara, DMD, Rocky Point, NY
Private practice

Participants will work on typodont models that will have implants placed in them. The process of how the male or female attachment is picked up in bisacryl is demonstrated for each of the attachment's abutment systems. The corresponding male or female retentive element located in the denture is checked for retention on the model. This element is then changed and a new one is placed, simulating what is done chairside by the dentist.

- Learn how to select the proper implant attachment abutments
- Learn how various angled attachment abutments can correct for misaligned implants

Attendee Requirements:

- Magnifying loupes (if appropriate)

REMOVABLE PROSTHODONTICS

P237, 9 a.m. – 12 p.m.

November: \$325; December: \$325

January: \$325; February: \$340

3.00 CE HOURS

Recommended for Doctors, Assistants, Lab Technicians

An Innovative Approach to Biofilm Eradication Workshop



Rand Mattson, DDS, Roy, UT
Private practice



Diane Bosgieter, RDH, Roy, UT
Hygienist

This hands-on workshop will ensure that participants possess the skills needed when using ultrasonic devices and air abrasion to treat periodontal disease and eliminate biofilm. Specific detailed instructions on the use, sequencing and instrumentation techniques will be highlighted. The business application of these clinical techniques will be discussed.

- Appreciate changes in the treatment of periodontal disease and its impact on the use of ultrasonics and air abrasion
- Understand the clinical recommendations and apply proper clinical techniques for the above modalities

Educational funding provided by DENTSPLY SIRONA

HYGIENE

P238, 9 a.m. – 12 p.m.

November: \$175; December: \$175

January: \$175; February: \$190

3.00 CE HOURS

Recommended for Doctors, Hygienists



Powerful Management Secrets to Become a Million Dollar-Plus Dental Practice



Robert Pick, DDS, Aurora, IL
Consultant

In this motivational program, Dr. Pick will discuss powerful secrets to obtain a highly successful and well-proven million dollar-plus dental practice. Dr. Pick will take you from becoming the dentist in your office to the CEO of your practice. Focus is on new patients through the door, growth, system operations, branding, social media and organization and creation of a great team and team environment. This all leads to earning more and working less with ideas that can be effectively implemented immediately upon your return to your office. This program aims at making your team and practice unstoppable.

- Demonstrate 10 powerful management secrets to grow your practice
- Show how to obtain more new patients who pay, stay and refer

BUSINESS/COMMUNICATIONS

F239, 9 a.m. – 12 p.m.

No Charge

3.00 CE HOURS

Recommended for Doctors, Hygienists, Assistants, Staff, General Attendees



Periodontal Co-Therapist: Contemporary Periodontology for RDH



Timothy Hempton, DDS, Dedham, MA
Private practice

In addition to providing patient care, dental hygienists educate and advise their patients regarding proposed therapeutic options and the treatment experience. This program presents documentation of various clinical cases treated

with surgical therapy and non-surgical therapy. These cases will illustrate how contemporary periodontal therapy can be utilized to provide health, restore the periodontium, and improve esthetics for the patients. Scientific evidence supporting the periodontal therapy used in each clinical case is examined.

- Review the impact of non-surgical therapy on the subgingival biofilm
- Describe the limitations of non-surgical debridement and the benefits of surgical access for calculus removal

HYGIENE

C240, 12:30 – 3:30 p.m. November: \$70; December: \$80
January: \$90; February: \$105

3.00 CE HOURS

Recommended for Hygienists, Staff



Controversies & Advances in Endodontics That Every Dentist Should Know



Manor Haas, DDS, Cert. Endo.
Toronto, ON, Canada
Private practice

This practical course is for general dentists who want to keep up with hot topics, controversies and advances in endodontics. It will review misconceptions and guidelines for use of intracanal medications, analgesics and antibiotics in endodontics, as well as salvageability and restoration of endo-treated teeth. You can learn the most recent techniques and armamentaria, which simplify and improve endodontic treatments.

- Learn about the pros and cons of various NiTi files and obturation techniques, single visit endo, to save or extract, and prognosis of endo vs. implants
- Learn about advances in NiTi files, motors, apex locators, new obturators, endo 3D imaging-assisted diagnosis, and intracanal medications

ENDODONTICS

C241, 12:30 – 3:30 p.m. November: \$70; December: \$80
January: \$90; February: \$105

3.00 CE HOURS

Recommended for Doctors, Hygienists, Assistants,
General Attendees



Who's Spying On You & Your Patients



Pat Little, DDS, Chattanooga, TN
Consultant

Dental team members and their patients are increasingly being targeted by identity thieves, cyber-hackers and scam artists of various types. Medical/dental identity theft is now the fastest growing and most lucrative form of identity theft.

It is important to be aware of the dangers we face in a world where privacy is becoming harder to maintain. Additionally, any data breach that affects the patient's private data can result in devastating legal and financial consequences. While identity theft is often considered high-tech in nature, it is important to learn how low-tech identity theft is still alive and well.

- Discover the types of computer and Internet threats
- Learn the steps required to lower the risk of being victimized

BUSINESS/COMMUNICATIONS

C242, 12:30 – 3:30 p.m. November: \$70; December: \$80
January: \$90; February: \$105

3.00 CE HOURS

Recommended for Doctors, Hygienists, Assistants,
Lab Technicians, Staff, General Attendees



Practice Dentistry Pain Free Using Evidence-Based Strategies for Career Longevity



Bethany Valachi, PT, DPT, MS, CEAS
Portland, OR
Instructor of Ergonomics, Oregon Health and Science University School of Dentistry

Dr. Valachi brings her newest research to this seminar that bridges the gap between dental ergonomics and work-related pain so you can work comfortably and increase productivity.

Attendees can learn how to properly position patients, chairs, headrests, lights, delivery systems and stools to prevent pain; make low-cost ergonomic modifications in the operator; and how certain movement patterns cause neck and shoulder pain. Demonstrations help attendees learn powerful evidence-based strategies to prevent work-related pain.

- Learn to properly select, adjust and position equipment to prevent back, neck and shoulder pain
- Identify the three essential ergonomic criteria for selecting loupes that will improve health

ERGONOMICS

C243, 12:30 – 3:30 p.m. November: \$70; December: \$80
January: \$90; February: \$105

3.00 CE HOURS

Recommended for Doctors, Hygienists, Assistants

FRIDAY

Dietary Supplements & Oral Health



Tierona Low Dog, MD, Pecos, NM
Fellowship Director, Academy of Integrative Health and Medicine

The use of dietary supplements has become commonplace in the United States. Some nutritional supplements benefit oral and overall health, according to scientific investigation.

However, there are concerns regarding safety and quality. All members of the healthcare team should be familiar with the evidence of safety and benefit for the most commonly used dietary supplements to enhance patient outcomes and reduce the risk of adverse events associated with dental procedures.

- Identify key risks and benefits of commonly used dietary and botanical supplements on oral health and during dental procedures
- Name at least four vitamins/minerals that impact a person's health

HEALTH

C244, 12:30 – 3:30 p.m. November: \$70; December: \$80
January: \$90; February: \$105

3.00 CE HOURS

Recommended for Doctors, Hygienists, Assistants, Lab Technicians, Staff, General Attendees

CPR/AED Training & Certification: Learn How to Save a Life

Vickie Onesti, Elmhurst, IL
President, CPR Training for LIFE!

This course is a repeat of P110. Please see the course description on page 41.

CPR

P210R3, 12:30 – 3:30 p.m. November: \$60; December: \$60
January: \$60; February: \$75

3.00 CE HOURS

Recommended for Doctors, Hygienists, Assistants, Lab Technicians, Staff, General Attendees

Hands-on Infection Control Workshop

John Molinari, PhD, Northville, MI
Director of Infection Control, The Dental Advisor

Nancy Dewhirst, RDH, Laguna Beach, CA
Hygienist

This course is a repeat of P214. Please see the course description on page 64.

INFECTION CONTROL

P214R1, 12:30 – 3:30 p.m. November: \$175; December: \$175
January: \$175; February: \$190

3.00 CE HOURS

Recommended for Doctors, Hygienists, Assistants, Staff

Something to Chew On: Effects of Aging on Oral Health



Judy Bendit, RDH, Delray Beach, FL
Hygienist

All of us are advancing in age and face some complicated age-related consequences. Food impactions, expanding restorations, temperature sensitivity, xerostomia, grinding and erosion are just a few of the many dental issues we face as we grow older. This course looks at the contributing factors that can be affecting aging patients and provides an opportunity to discuss their personal and our professional dilemmas. Attendees will chew on the facts and spit out potential solutions that will help everyone age tastefully.

- Identify the difference between hyposalivation and xerostomia; look at why we get it and how to treat it
- Evaluate in-the-office and home aides for patients' home-care protocol

Educational funding provided by Water Pik

GERIATRICS

F245, 12:30 – 3:30 p.m. No Charge

3.00 CE HOURS

Recommended for Hygienists

Ultimate Doctor-Patient Hygiene Exam



Karen Davis, RDH, BSDH, Richardson, TX
Hygienist

Do you wonder how to get diagnosed treatment out of the charts and into your patient's mouth, and how to prevent the "I'll give you a call" response from the patient? Attendees will review how to turn the five-to-seven-minute dental

hygiene examination into one that confirms diagnosis, answers the patient's questions and gains closure in the treatment acceptance. The art of prioritization and powerful communication skills are the concepts reviewed to ensure successful implementation.

- Capitalize on the art of co-diagnosis to create value prior to symptoms
- Utilize a triangle of communication for synopsis of findings and treatment enrollment

Educational funding provided by Hu-Friedy.

HYGIENE

F246, 12:30 – 3:30 p.m.

No Charge

3.00 CE HOURS

Recommended for Doctors, Hygienists, Assistants, Staff



The Tissue is the Issue: Soft Tissue Augmentation Indications & Treatment



Sonia Belani, DDS, Aurora, IL
Private practice

Gingival recession is a common finding in dental practice, but when is treatment indicated? How successful is the treatment? And what types of therapies are available? This course will focus on the indications, treatment planning and success

of soft tissue augmentation techniques to treat mucogingival defects.

- Identify when recession defects should be treated
- Recognize treatment modalities of soft tissue defects and their success

Co-sponsored by the Illinois Society of Periodontists

PERIODONTICS

F247, 12:30 – 3:30 p.m.

No Charge

3.00 CE HOURS

Recommended for Doctors, Hygienists



Leadership 101



Linda Valencia, RDH, MS, Bloomfield Hills, MI
Consultant

Jody Catalanello, BS, Chicago
Consultant

"If your actions inspire others to dream more, learn more, do

more and become more, you are a leader," President John Quincy Adams said. Every member of the dental team can be a leader: a leader to their patients, to their fellow team members, and to their community. Clarity about your practice vision and sharing your vision with others in an inspiring way builds trust and teamwork. And holding one another accountable to the practice's values, vision and agreements ensures a great working environment as well as a productive and profitable practice.

- Identify key characteristics of leaders
- Discover fundamental communication phrases to help effectively lead your team

BUSINESS/COMMUNICATIONS

F248, 12:30 – 3:30 p.m.

No Charge

3.00 CE HOURS

Recommended for Doctors, Hygienists, Assistants, Staff

Great Cases with New Faces



John Svirsky, DDS, MEd, Richmond, VA
Professor of Oral and Maxillofacial Pathology, Virginia Commonwealth University School of Dentistry

This interactive course will present a potpourri of interesting cases seen by the speaker or emailed to him over the past few years. In this course, participants learn how to describe a lesion,

develop a differential diagnosis and treat the condition. The speaker will show how to approach cases and arrive at a diagnosis. The audience will help the speaker diagnose as he plays the patient. Some unusual things might pop up.

- Learn to describe and develop a differential diagnosis of various clinical cases
- Learn to treat selected oral diseases and distinguish the good from the bad

PATHOLOGY

C249, 1 – 4 p.m.

November: \$70; December: \$80

January: \$90; February: \$105

3.00 CE HOURS

Recommended for Doctors, Hygienists

FRIDAY

Obstructive Sleep Apnea: Oral Appliance Styles & How They Vary



B. Gail Demko, DMD, Weston, MA
Private practice

Not all oral sleep apnea appliances are alike. Do different appliances have different outcomes? What are the side effects? Is there literature to support the manufacturer's claims for their appliance? What really matters when successfully

treating patients with appliance therapy? This course will help you answer these questions.

- Learn what must be considered when determining what oral appliance is best for your patient

SLEEP MEDICINE

C250, 1 – 4 p.m.

November: \$70; December: \$80

January: \$90; February: \$105

3.00 CE HOURS

Recommended for Doctors, Hygienists, Assistants, Staff, General Attendees

Grand Slam Hygiene Exam



Heidi Arndt, RDH, Lafayette, CA
Consultant

Doctors, do you cringe every time you hear that call for a hygiene exam? Hygienists, do you wish your doctor would complete the exam in a timely fashion? Whatever the challenges are, this lecture is designed to teach you how to create a

productive, efficient and patient-centric exam in three simple steps. The hygiene exam is where you build patient trust and practice revenue. You can learn how to hit your exams out of the park.

- Provide tips for executing a seamless doctor/hygiene exam
- Show how doctor/hygienist collaboration equals productive, comprehensive treatment plans

Educational funding provided by Patterson Special Markets and Solutionreach

HYGIENE

C251, 1 – 4 p.m.

November: \$70; December: \$80

January: \$90; February: \$105

3.00 CE HOURS

Recommended for Doctors, Hygienists, Assistants, Staff, General Attendees



Obstructive Sleep Apnea: Looking Beyond Teeth to Save Lives



Jamison Spencer, DMD, MS, Raleigh, NC
Director of Dental Sleep Medicine, Lane and Associates Family Dentistry; Director, The Center for Sleep Apnea and TMJ, Boise, ID

Dentists are positioned among health care providers to easily evaluate patients for signs of obstructive sleep apnea. Oral appliance therapy performed by a qualified dentist can also be an

effective treatment and save lives. In this lecture, Dr. Spencer will review the basics of normal sleep, snoring and obstructive sleep apnea in adults and children. It is likely you will be thinking that you and everyone you know must have sleep apnea before he finishes. He will also cover the diagnosis and treatment of obstructive sleep apnea, including the dentist's role and appliance selection.

- Understand normal sleep and how to improve sleep
- Understand how obstructive sleep apnea affects adults and children

SLEEP MEDICINE

C252, 1 – 4 p.m.

November: \$70; December: \$80

January: \$90; February: \$105

3.00 CE HOURS

Recommended for Doctors, Hygienists, Assistants, Staff

Selling the Complex Case: Moving Past Insurance Entitlement



Mark Murphy, DDS, Rochester Hills, MI
Private practice

Investing time to help patients want what the dental team knows they need drives the economic and reward engine of the practice. By helping more patients have better health, the dentist can do more of the dentistry that fulfills

and stimulates the doctor while making the practice more successful. The speaker provides a program full of useful tips and ideas that attendees can put to use right away. By utilizing excellent communication skills, patients will say yes more often to the doctor and the treatment plans.

- Develop a more co-discovery, curiosity-inducing new patient examination experience
- Learn to help patients understand the true role of dental insurance

RESTORATIVE

C253, 1 – 4 p.m.

November: \$70; December: \$80

January: \$90; February: \$105

3.00 CE HOURS

Recommended for Doctors, Hygienists, Assistants, Staff



Restorative Endodontics Workshop

Alex Fleury, DDS, MS, Wilmington, DE
Private practice

This course is a repeat of P226. Please see the course description on page 67.

Educational funding provided by Real World Endo and Brasseler USA

ENDODONTICS

P226R1, 1 – 4 p.m. November: \$325; December: \$325
January: \$325; February: \$340

3.00 CE HOURS
Recommended for Doctors

21st Century Laser-Assisted Dentistry: A Participation Workshop

Anthony Cardoza, DDS, Santee, CA
Private Practice

Kimberly Cardoza, RDH, Santee, CA
Hygienist

This course is a repeat of P227. Please see the course description on page 67.

Educational funding provided by Fotona/Lasers4Dentistry

LASERS

P227R1, 1 – 4 p.m. November: \$325; December: \$325
January: \$325; February: \$340

3.00 CE HOURS
Recommended for Doctors, Hygienists

Stuff Worth Knowing About: Money, Practice & Life



Wayne Kerr, DDS, Stockbridge, GA
Private practice

It has been said, "Growing old is a given, but growing wise is an option." This presentation is filled with contemporary and useful information regarding money, practice and life. Find out about stress management and life-planning

techniques, and improve your chances for financial success in this class. You will discuss life's inevitable transitions as parents and children age, steps to protect your loved ones and learn 20 ways to enjoy life more. These topics, presented with humor, will give attendees a great deal of food for thought and a good bit of homework.

- Learn about clinical products and techniques, life skills and planning for success

BUSINESS/COMMUNICATIONS

F254, 1 – 4 p.m. No Charge

3.00 CE HOURS
Recommended for Doctors, Hygienists, Assistants, Lab Technicians, Staff, General Attendees

High Impact Communication



Lois Banta, Grain Valley, MO
Consultant

Have you ever felt as though your communication isn't effective? In this course, you will learn fail-safe ways to communicate with patients, office staff and each other. You can find the key "do say/don't say" strategies that can

result in case acceptance, timely payments and effective scheduling.

- Learn how to say what to say for all areas of practice
- Learn to handle objections, increase treatment acceptance, and turn needs into wants

BUSINESS/COMMUNICATIONS

F255, 1 – 4 p.m. No Charge

3.00 CE HOURS
Recommended for Doctors, Hygienists, Assistants, Staff, General Attendees

FRIDAY

Communication Solutions: Attitudes, Breakdowns & Conflict Resolutions



Judy Kay Mausolf, Lakeville, MN
Coach, Author

Discover how to improve communication to a level that inspires open communication, prevents breakdowns, resolves conflict and builds trust to create high-performing team and patient relationships. Skills to communicate positively and effectively with different and even difficult personalities will be reviewed. Formats to hold positive, effective and efficient huddles and team meetings will be discussed. Transform attitudes from toxic to tremendous, creating a positive environment where everyone looks forward to coming to the office.

- Communicate with difficult people and resolve conflict
- Turn toxic attitudes into tremendous attitudes

BUSINESS/COMMUNICATIONS

F256, 1 – 4 p.m.

No Charge

3.00 CE HOURS

Recommended for Doctors, Hygienists, Assistants, Lab Technicians, Staff, General Attendees



Get Stronger, Live Longer: 33 Steps to Getting Really Healthy



Uche Odiatu, DMD, Markham, ON, Canada
Private practice

Do you want to learn the latest insider strategies to get fit? Would you like to be that ideal role model for health and vitality for your patients? Recent evidence shows resistance training helps balance blood sugar up to 18 hours. Scientific journals reveal those 40 years old and older boost their immune system with exercise. Topics include: flexibility training; high intensity interval training; the many benefits of intermittent fastings; better sleeping tips and more.

- Learn 33 unique health tips
- Discover the link between stress, diet and energy

HEALTH

F257, 1 – 4 p.m.

No Charge

3.00 CE HOURS

Recommended for Doctors, Hygienists, Assistants, Lab Technicians, Staff, General Attendees

CDS REVIEW | NOVEMBER 2016

WINDY CITY LECTURE SERIES

Mysterious Non-Carious Cervical Lesion: Abfraction or Abrasion?



John Dzakovich, DDS,
Arlington Heights, IL
Private practice



Robert Oslak, DDS, Darien, IL
Private practice

In 1907, Dr. W.D. Miller published the results of his extensive research, which determined the etiology of non-carious cervical lesions (NCCL). All subsequent attempts to reproduce these lesions failed. Today's literature reveals only hypothetical opinions, lacking proof and suggesting a multifactorial etiology. This study compares the effects of modern-day toothbrushes and toothpastes on tooth structure to those used by Dr. Miller. Based on Dr. Dzakovich's 18-year in-vitro study and a review of the literature, the true etiology will become apparent.

- Etiology of the NCCL via in-vitro studies
- Understanding the oral hygiene/oral harm concept

RESTORATIVE

F258WC, 1 – 2:30 p.m.

No Charge

1.50 CE HOURS

Recommended for Doctors, Hygienists, Assistants, Lab Technicians, Staff



WINDY CITY LECTURE SERIES

Best of Everything in Dentistry: Restorative Pearls for Class II Restorations



Michael Dorociak, DDS, Sarasota, FL
Private practice

This course is designed for those who operate in the trenches on a routine basis. You can learn to take bread-and-butter dentistry to new heights. Real world tips, materials and techniques to make your restorative dentistry faster, easier and more profitable will be reviewed. As a project director and chairman of the board for the Gordon J. Christensen Clinicians Report, Dr. Dorociak will present the latest research and cutting-edge information in a practical, entertaining and useful format.

- Take the challenge out of Class II restorations
- Go home reinvigorated about new products and concepts

RESTORATIVE

F259WC, 2:30 – 4 p.m.

No Charge

1.50 CE HOURS

Recommended for Doctors, Hygienists, Assistants, General Attendees



Treatment Planning Worn Dentition

John Cranham, DDS, Chesapeake, VA
Private practice

This course is a repeat of C229. Please see the course description on page 68.

Educational funding provided by 3M

RESTORATIVE

C229R1, 1:30 – 4:30 p.m. November: \$70; December: \$80
January: \$90; February: \$105

3.00 CE HOURS

Recommended for Doctors, Hygienists, Assistants, Lab Technicians, Staff, General Attendees

Anatomy of a Hygiene Appointment: Discussing the Intangibles to Make You Great



Sam Simos, DDS, Bolingbrook, IL
Private practice

It's important to understand the intangibles that separate good hygiene departments from great hygiene departments. Participants will break down the anatomy of a hygiene appointment and explore the seldom-practiced secrets that make a

highly successful hygienist. Attendees might be surprised to learn that it has very little to do with cleaning teeth. By taking this course, you will learn strategies to differentiate you as a hygienist, while creating loyal patients that want to repeat and refer.

- Explore what the best hygiene departments are doing around the country to differentiate themselves as leaders
- Learn strategies to help create exceptional patient experiences

Educational funding provided by DENTSPLY SIRONA

HYGIENE

C260, 1:30 – 4:30 p.m. November: \$70; December: \$80
January: \$90; February: \$105

3.00 CE HOURS

Recommended for Hygienists



Today's Top Clinical Tips



Lee Ann Brady, DMD, Phoenix
Private practice

Dentistry is changing at a rapid pace. Being successful and efficient is about staying on top of the newest trends and clinical tips. In this program, Dr. Brady will present the top clinical tips and techniques she is teaching. Some are old, tried-and-true approaches that remain successful, while others introduce brand new materials and approaches. Tips will span the areas of prevention, posterior composites, bonding and cementation and indirect all ceramics.

- Learn updates on caries and perio prevention
- Learn posterior direct and indirect restorative improvements and about successful bonding and cementation

Educational funding provided by Heraeus Kulzer and GC America, Inc.

RESTORATIVE

C261, 1:30 – 4:30 p.m. November: \$70; December: \$80
January: \$90; February: \$105

3.00 CE HOURS

Recommended for Doctors, Hygienists, Assistants, Lab Technicians, Staff, General Attendees

Management & Prevention of Gingival Recession



George Merijohn, DDS, San Francisco
Assistant Professor, Postdoctoral Periodontics, University of California, San Francisco School of Dentistry and University of Washington School of Dentistry

Is gingival recession exposing your restorative margins and root surfaces in the esthetic zone? Are you seeing it with tooth movement?

Discover how to avoid recession in the first place and, once it's treated, how to keep it from coming back. You can learn the five key susceptibility factors and explore using practical chairside tools that increase practice services with gingival recession management and prevention. Key factors associated with increased susceptibility to gingival recession will be discussed.

- Learn to triage, evaluate, treatment plan and communicate with patients regarding gingival recession
- Understand when and how to monitor recession and when patient is a candidate for surgery or referral

PERIODONTICS

C262, 1:30 – 4:30 p.m. November: \$70; December: \$80
January: \$90; February: \$105

3.00 CE HOURS

Recommended for Doctors, Hygienists, Assistants, Lab Technicians, Staff

FRIDAY

Optimize Your Practice: Understanding Dental Benefits



Ron Riggins, DMD, Moline, IL
Private practice

Accurate and consistent procedure reporting on claim forms and understanding how dental benefits impact your practice and patients are hallmarks of a successful office. Familiarity with the Code on Dental Procedures and

Nomenclature (CDT Code) enables you to document dental services, as well as recognize claim and adjudication errors. Understanding dental benefits enables you to predict common areas of tension with you, your patients and their dental benefits.

- Identify changes and how to use new, revised and continuing procedure codes
- Understand the CDT code maintenance process and how to submit change requests

INSURANCE CODING

C263, 1:30 – 4:30 p.m. November: \$70; December: \$80
January: \$90; February: \$105

3.00 CE HOURS

Recommended for Doctors, Hygienists, Assistants, Staff

Are Your Pictures Perfect? How to Produce Quality Radiographs

Edwin Parks, DMD, MS, Indianapolis
Professor, Dental Diagnostic Sciences, Department of Oral Pathology, Medicine and Radiology, Indiana University School of Dentistry

Gail Williamson, RDH, MS, Indianapolis
Professor, Dental Diagnostic Sciences, Department of Oral Pathology, Medicine and Radiology, Indiana University School of Dentistry

This course is a repeat of P130. Please see course description on page 46.

RADIOLOGY

P230R3, 1:30 – 4:30 p.m. November: \$150; December: \$150
January: \$150; February: \$165

3.00 CE HOURS

Recommended for Doctors, Hygienists, Assistants 

X Factor: 12 Keys to Set Your Practice Apart



Dave Weber, BA, Kennesaw, GA
President & CEO, Weber Associates

What is it that makes your practice stand out from all the rest? Is it your building, location or the practice equipment? While all these factors certainly play a role, it is the dental team that makes the difference. Discover the 12 keys that every member of the highest performing dental teams knows and implements every day. Well-known humorist Dave Weber brings his lecture to Chicago to help bring about amazing results in both your professional and personal lives.

- Learn to overcome opposition, negative attitudes and not let others pull you down; discover the secret to making progress on purpose to achieve your goals
- Learn new, creative options and how to get others on board

BUSINESS/COMMUNICATIONS

F264, 1:30 – 4:30 p.m. No Charge

3.00 CE HOURS

Recommended for Doctors, Hygienists, Assistants, Lab Technicians, Staff, General Attendees

Your Oral Surgery Case Did Not Go So Well? Fix It & Prevent It from Happening Again



Anders Nattestad, DDS, PHD, San Francisco
Professor and Director, Oral and Maxillofacial Surgery, University of the Pacific Arthur A. Dugoni School of Dentistry

This course will cover many tips and tricks to make your oral surgery cases go better. It will focus on practical suggestions for how general dentists can avoid getting into trouble by understanding case selection and by adding tools and techniques. The course will cover areas like difficult extractions, ridge preservation bone grafting and implant surgery using a clinical focus of real case examples to demonstrate what can go wrong, why it sometimes does go wrong, what can be done to fix the problems and how to prevent them from happening again.

- Learn improved case-selection skills when choosing to do an oral surgery procedure
- Expand your skill set when it comes to more complex oral surgery procedures

ORAL SURGERY

F265, 1:30 – 4:30 p.m. No Charge

3.00 CE HOURS

Recommended for Doctors 

Antibiotic Stewardship: What Every Dental Professional Should Know



Ann Eshenaur Spolarich, PhD, Cave Creek, AZ
Hygienist

Increased awareness about the growing problem of microbial resistance with related challenges of treating infections caused by resistant organisms has resulted in a global initiative to improve the appropriate and safe use of antibiotics.

Antibiotic stewardship refers to a set of recommendations for clinicians to follow to guide decision-making and management of infections with antibiotics. This course will review strategies to promote antibiotic stewardship among dental professionals. Proper use of antibiotics for at-risk individuals will be reviewed.

- Discuss the implications of widespread antibiotic use and the development of resistant organisms
- Discuss strategies to reduce unnecessary antibiotic use

PHARMACOLOGY

F266, 1:30 – 4:30 p.m.

No Charge

3.00 CE HOURS

Recommended for Doctors, Hygienists

Organize/Restore/Protect: Hands-on Workshop



Lori Trost, DMD, Waterloo, IL
Private practice

You can reduce the frustration of compromised enamel caused from misaligned teeth, orthodontic relapse or worn incised edges, especially the Social Six. This afternoon session will consist of a hands-on workshop to further

the understanding of treatment planning these cases, as well as the design and fabrication of orthodontic and retention appliances. The course concludes with attendees fabricating night guards to gain long-term restorative confidence.

- Apply minor tooth movement principles to real cases
- Accomplish fabrication of clear aligners for retention and guards for occlusal protection

Attendee Requirements:

- Course F232M, Friday morning

Educational funding provided by **DENTSPLY SIRONA**

RESTORATIVE

P267, 1:30 – 4:30 p.m.

November: \$325; December: \$325

January: \$325; February: \$340

3.00 CE HOURS

Recommended for Doctors, Hygienists, Assistants

Your Online Voice

Introducing the Chicago Dental Society's Online Voice! A website dedicated to new dentists and dental students.



CDS ONLINE VOICE IS FOR YOU AND BY YOU!

As a new dentist or a dental student, you need a place to go to find out and speak out! Online Voice lets you do both; everything from professional help to sharing with your peers.

Our Blog page is open to accept your articles, stories, comments, photos, or whatever you would like to share with the Community. You need only to submit it, and we will get it posted. This is your place to have a voice.

If you have a question, our Forum page is the perfect place to get the answers. Feel free to tap into the community to get it all. You will also find valuable information in a quick and easy format. Whether you are looking for employment, events, benefits of membership, or are curious about getting a mentor, Online Voice will effortlessly guide you.

Come take a look today. Share with your peers and be part of your growing, dental community.



Check it out at www.cdsonlinevoice.com

THE PIN TO ACCESS THE FORUM HAS BEEN EMAILED TO ALL CDS MEMBERS. MEMBERS SHOULD EMAIL CDSVOICE@CDS.ORG FOR THEIR PIN NUMBER.

CHICAGO DENTAL SOCIETY
THE RESPECTED LEADER IN SCIENTIFIC DENTAL MEETINGSSM



SATURDAY



SATURDAY

AT-A-GLANCE	82
A DAY IN THE LIFE OF THE FEMALE DENTAL PROFESSIONAL	83
LIVE PATIENT DEMONSTRATION	84
ALL-DAY PROGRAMS	84
MORNING PROGRAMS	85
8 A.M. PROGRAMS	85
8:30 A.M. PROGRAMS	89
9:30 A.M. PROGRAM	93
WINDY CITY LECTURE SERIES	93, 100
AFTERNOON PROGRAMS	94
12:30 P.M. PROGRAMS	94
1 P.M. PROGRAMS	97

CDS offers you three ways to register:

- Online, at www.cds.org, through Feb. 17
- By faxing the form on pages 22 – 23 to 630.241.1007 before Jan. 18
- By mailing the form on pages 22 – 23 before Jan. 18 (postmark). Please use your own envelope and mail form to:

Chicago Dental Society
 Midwinter Meeting
 c/o Advanced Tradeshow Technology
 PO BOX 4199
 Lisle, IL 60532

SATURDAY

SATURDAY TOPIC		PAGE
3-D Imaging	C302A, Fayad	84
3-D Imaging	C302B, Fayad	84
3-D Imaging	C326, Reznick	91
3-D Imaging	C352, Reznick	98
Business/Communications	F315, Abernathy	88
Business/Communications	C322, Vrla	90
Business/Communications	F344, Abernathy	96
Business/Communications	C349, Vrla	98
Cariology	F329, Novy	91
Cariology	F353, Novy	99
Coping with Success in the Family	C300D, Brady	84
CPR	P310R4, Onesti	87
CPR	P310R5, Onesti	95
Dental Materials	F330, Boghosian	92
Dental Materials	F354, Boghosian	99
Ecodontistry	F336WC, Knowles	93
Emergency Medicine	F303A, Bosack	84
Emergency Medicine	F303B, Bosack	84
Endodontics	F309, Bahcall	86
Endodontics	C324, Nudera	90
Endodontics	F360, Weeks	93
Endodontics	C350, Nudera	98
Ergonomics	C300C, Valachi	83
Ergonomics	C306, Valachi	85
Forensic Dentistry	F331, Riley	92
Forensic Dentistry	F355, Riley	100
Forensic Dentistry	P334, Parks, Williamson	93
Forensic Dentistry	P334R1, Parks, Williamson	99
Geriatric Dentistry	F317, Folse	88
Health	C300A, Low Dog	83
Health	F311, Davis	87
Health	F313, Caruso	87
Health	F316, Lee	88
Health	F316R1, Lee	95
Health	F343, Caruso	96
Health	C351, Low Dog	98
Hygiene	P319, Bendit	89

SATURDAY TOPIC		PAGE
Hygiene	P319R1, Bendit	95
Infection Control	C327, Gregory	91
Infection Control	F361, Gregory	97
Leadership	F314, Morgan	88
Leadership	F332, Zelesky	92
Leadership	F341, Morgan	95
Leadership	F356, Zelesky	100
Oral Surgery	F312, Zak	87
Oral Surgery	P335, Nattestad	93
Oral Surgery	F312R1, Zak	95
Oral Surgery	P335R1, Nattestad	99
Pathology	F337WC, Edwards, Strong	94
Pediatric Dentistry	C320, Yepes	89
Pediatric Dentistry	C320R1, Yepes	97
Periodontics	F301LPD, Levine, Towns	84
Periodontics	C323, Donley	90
Periodontics	P333, Merijohn	92
Periodontics	C348, Donley	97
Periodontics	P333R1, Merijohn	99
Pharmacology	C300B, Eshenaur Spolarich	83
Pharmacology	F357, Eshenaur Spolarich	100
Radiology	F328, Branam	91
Removable Prosthodontics	F342, Folse	96
Restorative	C304A, Hornbrook	85
Restorative	C304B, Hornbrook	85
Restorative	C305, Bloom	85
Restorative	C321, Brady	89
Restorative	C325, Simos	90
Restorative	P347, Bloom	97
Risk Management	C307, McCutcheon, Hay, Oldenburg	86
Risk Management	C339, Zentz	94
Sleep Medicine	P318, Spencer	89
Sleep Medicine	F358WC, Park	100
Sleep Medicine	F359WC, Ringhofer	101
Social Media	C308, Newman	86
Social Media	C340, Newman	94
TMJ	C338, Spencer	94
Volunteerism	F346, Gallant	96

A Day in the Life of the Female Dental Professional

All dentists are the same; that is how the profession is presented in dental school. However, men and women may well have different career expectations and health issues. Today's four speakers will examine some of those differences and how they can affect your professional life.

Objectives:

- To examine some of the uniquely feminine aspects of professional life
- To consider the successful female professional, what that means and how it shapes and influences her life and relationships

The \$200 fee for this track includes C200A-D. Lunch included. Make your selection when you register.

A DAY IN THE LIFE OF THE FEMALE DENTAL PROFESSIONAL

Estrogen & Progesterone: Balancing Risks, Benefits



Tierona Low Dog, MD, Pecos, NM
Fellowship Director, Academy of Integrative Health and Medicine

Many women will take hormones during their lives. This course will discuss the latest in hormone research to present a balanced review of risks and benefits and answer the questions and concerns of women. How dangerous are birth control pills for a woman with migraines? What are bioidentical hormones? Are they safer than non-bioidentical? Does hormone therapy protect memory?

- Describe the role of estrogen and progesterone in women's health and the safety and benefits of hormone replacement therapy
- Identify the pros and cons for oral, transdermal and bioidentical hormones

HEALTH

C300A, 9 – 10:30 a.m.

1.50 CE HOURS

Recommended for Doctors, Hygienists, Assistants, Lab Technicians, Staff, General Attendees

A DAY IN THE LIFE OF THE FEMALE DENTAL PROFESSIONAL

Stress, Medication & Coping Strategies



Ann Eshenaur Spolarich, PhD, Cave Creek, AZ
Hygienist

The successful female dental professional understands how to set priorities, make good decisions and say no. This lecture stresses that good decision-making means choosing healthy coping strategies, minimizing triggers and scheduling downtime to reduce the adverse health effects of chronic stress.

- Discuss the adverse health effects associated with chronic stress
- Identify healthy coping strategies for dealing with stress

PHARMACOLOGY

C300B, 10:30 a.m. – 12 p.m.

1.50 CE HOURS

Recommended for Doctors

A DAY IN THE LIFE OF THE FEMALE DENTAL PROFESSIONAL

Demystifying Pain Among Women in Dentistry: Essential Ergonomic & Wellness Guidelines



Bethany Valachi, PT, DPT, MS, CEAS
Portland, OR
Instructor of Ergonomics, Oregon Health and Science University School of Dentistry

Research shows that female dental professionals experience a higher prevalence and severity of occupational pain than their male counterparts; the most problematic areas are the neck, shoulder, hip, hand and wrist. Dr. Valachi teaches the muscle imbalances and pain syndromes to which women are prone. Attendees can discover how these can be improved through proper equipment selection and adjustment, positioning, exercise and home therapies.

- Identify and implement interventions for common pain syndromes among female dental professionals
- Implement gender-specific ergonomic guidelines to properly select and adjust equipment

ERGONOMICS

C300C, 1 – 2:30 p.m.

1.50 CE HOURS

Recommended for Doctors, Hygienists, Assistants

SATURDAY

A DAY IN THE LIFE OF THE FEMALE DENTAL PROFESSIONAL

Work Life Balance: Myth or Reality?



Lee Ann Brady, DMD, Phoenix
Private practice

The goal of creating a balance between professional responsibilities and time with family and personal fulfillment is something everyone who works shares. It's a goal often seen as illusive and unattainable. You can feel you are always being forced to make the tough decision and choose one over the other. This course is designed to show how beginning with the end in mind, doing the best you can every day and then starting over the next day, can make the journey fulfilling and worthwhile.

- Understand the need for balance between professional responsibility and family life

COPING WITH SUCCESS IN THE FAMILY

C300D, 2:30 – 4 p.m.

1.50 CE HOURS

Recommended for Doctors, Hygienists, Assistants

LIVE PATIENT DEMONSTRATION

Current Techniques for Socket Preservation, Implant Placement & Root Coverage



Nolen Levine, DDS, Chicago
Private practice



Stephen Towns, DDS,
Indianapolis
Assistant Clinical Professor,
Indiana University School of
Dentistry

In this live patient demonstration, Dr. Levine will employ the piezo surgery technique to facilitate atraumatic extraction along with grafting technique utilizing both particulate and bone morphogenic protein for the purpose of creating adequate bone width and height for subsequent ideal implant placement. A single tooth implant will be placed in a previously grafted site. Root coverage will be demonstrated utilizing acellular dermal matrix, thus eliminating the need to harvest graft tissue from the palate. The use of CBCT radiography for diagnostic and treatment-planning purposes will be demonstrated for all three surgical procedures.

- Highlight diagnostic and therapeutic techniques for extraction, implant placement and root coverage

PERIODONTICS

F301LPD, 9 a.m. – 12 p.m.

No Charge

3.00 CE HOURS

Recommended for Doctors, Hygienists, Assistants, Lab Technicians



3-D Imaging in Dentistry: A New Era in Diagnosis & Treatment



Mohamed Fayad, PhD, DDS, Chicago
Director of Endodontic Research, Clinical Professor,
Endodontics, University of Illinois at Chicago
College of Dentistry

Diagnostic information directly influences clinical decisions. CBVT is an emerging technology in dentistry. The ability to assess an area of interest in three dimensions eliminates the

superimposition that is inherent in conventional radiographic imaging. Cone-beam technology has numerous applications in the dental field. CBVT is changing dramatically case diagnosis, treatment planning and treatment outcomes in the daily practice.

- Apply CBVT imaging in diagnosis of pain, virtual routing and forwarding, and treatment of resorption
- Utilize 3-D information to establish strategy to achieve a good prognosis well before the beginning of treatment

3-D IMAGING

C302A, 8 – 11 a.m.

November: \$70; December: \$80

January: \$90; February: \$105

C302B, 12:30 – 3:30 p.m.

November: \$70; December: \$80

January: \$90; February: \$105

Continuation of C302A

6.00 CE HOURS (3 HOURS EACH SESSION)

Recommended for Doctors, Hygienists, Assistants, Staff, General Attendees



Emergency Medicine for Dental Patients



Robert Bosack, DDS, Orland Park, IL
Private practice

Patient safety is the top priority in dental care. Although difficult to prove, the likelihood of a medical emergency often increases with patient comorbidity. As such, all patients should be carefully screened and medically optimized prior to any elective or semi-elective dental treatment, especially when lengthy or invasive. The morning session will focus on understanding and managing dental patients with common cardiovascular, pulmonary and endocrine problems.

- Discuss diagnostic features of common medical diseases and describe elements of a risk assessment
- Understand the physiological effects of the fight or flight reaction

EMERGENCY MEDICINE

F303A, 8 – 11 a.m.

No Charge

F303B, 12:30 – 3:30 p.m.

No Charge

Continuation of F303A

6.00 CE HOURS (3 HOURS EACH SESSION)

Recommended for Doctors, Hygienists, Assistants, Staff

SATURDAY

Caution & Control: Reducing Employment Liability



Carol McCutcheon, DDS, Sacramento, CA
Private practice

Linda Hay, JD, Chicago
Attorney, Hay & Oldenburg

Anne Oldenburg, JD, Chicago
Attorney, Hay & Oldenburg

The combination of changing employment laws and litigation-conscious public can be intimidating. It's even more intimidating when dental practice employees are prepared to take legal action if they feel an employer breached their rights. In this lecture, you can learn how to handle employment concerns from TDIC's EPL claims experience and calls to its advice line. Attendees can gain the caution and control to navigate past potential employment practice violations such as pregnancy discrimination, termination and sexual harassment.

- Establish effective hiring and performance review practices
- Provide employees with a fair and rewarding work environment

Educational funding provided by TDIC

RISK MANAGEMENT

C307, 8 – 11 a.m.

November: \$70; December: \$80

January: \$90; February: \$105

3.00 CE HOURS

Recommended for Doctors

SM4D - Social Media for Dentists: Game Changing Wisdom for Your Digital Footprint



Brad Newman, BA, Manhattan Beach, CA
Founder & Chief Buzz Officer, Dentainment

This interactive presentation will educate dental staff on the most effective ways to market online using social media sites. Platforms such as Facebook, Twitter, LinkedIn, YouTube and more will be reviewed. Leveraging the power of Internet commercials, review sites and blogs will also be covered. Social media can be a game changer for dental offices. How to maintain an online conversation that is fresh and targeted for the right audience will be presented. What type of content works for different sites and how to leverage them will be discussed.

- Maintain a social media conversation that is targeted for the right audience
- Learn what type of social media content works best

SOCIAL MEDIA

C308, 8 – 11 a.m.

November: \$70; December: \$80

January: \$90; February: \$105

3.00 CE HOURS

Recommended for Doctors, Hygienists, Assistants, Lab Technicians, Staff, General Attendees

The 411 on Endodontic 911s



James Bahcall, DMD, Chicago
Clinical Associate Professor, Department of Endodontics, University of Illinois at Chicago College of Dentistry

Although the emergency dental patient can often disrupt a dentist's daily patient schedule, there is nothing more satisfying to a clinician than providing a service that relieves a patient's tooth pain. The endodontic emergency patient requires skills in diagnosis, endodontic treatment and clinical pharmacology by the dentist. With the correct implementation of these skills, a dentist can be efficient and effective in treating an emergency endodontic patient. This lecture will encompass the clinical management of an endodontic (non-trauma, adult) emergency patient from diagnosis through treatment.

- Understand how to correctly diagnosis endodontic emergency patients
- Understand current techniques in endodontic emergency treatment

Co-sponsored by the Coolidge Club

ENDODONTICS

F309, 8 – 9:30 a.m.

No Charge

1.50 CE HOURS

Recommended for Doctors

CPR/AED Training & Certification: Learn How to Save a Life

Vickie Onesti, Elmhurst, IL
President, CPR Training for LIFE!

This is a repeat of course P110. Please see the course description on page 41.

CPR

P310R4, 8 – 11 a.m. November: \$60; December: \$60
January: \$60; February: \$75

3.00 CE HOURS

Recommended for Doctors, Hygienists, Assistants, Lab Technicians, Staff, General Attendees

Pathways to Health Through Reduction of Risk Factors & Antioxidant Arsenal



Karen Davis, RDH, BSDH, Richardson, TX
Hygienist

Reducing oral pathogens and inflammation is a key component to optimal oral health, but dental professionals should also be leaders in promoting overall health. Pro-inflammatory diets, over-stressed lives, chronic inflammation and lack of exercise have strong correlations to adverse effects on health. Attendees will explore strategies to reduce inflammation, incorporate antioxidant arsenals into treatment protocols and ways to inspire patients to make deliberate choices for sustaining health.

- Understand the roles of C-reactive proteins, prostaglandins and Omega-3 fatty acids in health
- Examine technologies, tools and adjunctive agents to reduce inflammation and support healthy lifestyles

HEALTH

F311, 8 – 11 a.m. No Charge

3.00 CE HOURS

Recommended for Doctors, Hygienists, Assistants, Lab Technicians, Staff, General Attendees

25 Years of Oral Surgery Phone Consultations: Get the Answer to 'What Should I Do Now?'



Michael Zak, DDS, Schaumburg, IL
Private practice

Unusual situations arise in most dental practices. Phone consultation with a dental colleague can often help answer the question, "What should I do now?" This lecture will cover some of Dr. Zak's most common and unusual consultation requests of the last 25 years. This course will consist of short discussions on a wide variety of subjects such as needle breakage, local anesthetics, bisphosphonates, foreign bodies in the sinus and cardiovascular issues. This will be a fun, fast-paced lecture with information immediately usable in your practice.

- Give the attendee the ability to answer unusual surgical questions

ORAL SURGERY

F312, 8 – 11 a.m. No Charge

3.00 CE HOURS

Recommended for Doctors, Hygienists, Assistants, Staff, General Attendees

Posture, Pain & Productivity in Dentistry



Timothy Caruso, PT, MBA, Addison, IL
Physical Therapist

Posture is a key ingredient in the dental profession and can impact the bottom line. Stress can lead to reduced productivity and the body's ability to heal itself. Tuning into proper posture limits stress during the course of the treatment day and contributes to the positive experience of the practitioner and the patient. A strong, healthy worker is a productive worker, which is reflected in the bottom line.

- Provide an overview of the science of ergonomics and its potential impact on the practice of dentistry
- Demonstrate proper working postures, activities, and techniques to counteract the ill-effects of work-related musculoskeletal disorders

HEALTH

F313, 8 – 11 a.m. No Charge

3.00 CE HOURS

Recommended for Doctors, Hygienists, Assistants, Lab Technicians

SATURDAY

Visionary Leaders Embrace Art & Science of Inspiring Change



Amy Morgan, Novato, CA
CEO, *Pride Institute*

Healthy dental practices have self-directed, peak performing team members that actually want to go above and beyond. It's the leaders and managers that make the magic happen. Pride Institute was founded on the principle that in order to be successful as a dentist, you must embrace your role as a leader first. This lecture is designed to help you embrace your role.

- Powerfully communicate that vision to patients and the team in a way that inspires action
- Provide the needed skill set to coach and educate team members in order to inspire self-direction and top performance

LEADERSHIP

F314, 8 – 11 a.m.

No Charge

3.00 CE HOURS

Recommended for Doctors, Hygienists, Assistants, Lab Technicians, Staff, General Attendees



Go from the Hunger Games to Super General Dental Practice



Michael Abernathy, DDS, Celina, TX
Private practice

This lecture is designed as a "nothing but meat" seminar, giving you and your staff the tools to create the practice you always envisioned. Dentistry has never faced as many challenges as it does today. This program addresses where these are coming from, as well as where private practice dentistry needs to position itself to be successful and thrive in the new dental economy.

- Learn to create benchmarks and have a stress-free staff
- Learn the hygiene factor and how to get 100 percent case acceptance

BUSINESS/COMMUNICATIONS

F315, 8 – 11 a.m.

No Charge

3.00 CE HOURS

Recommended for Doctors, Hygienists, Assistants, Staff, General Attendees



Supercharge Your Health: 21 Simple Strategies to Turn Back Time



Sean Lee, CPT, CES, CSCS, Arlington Heights, IL
Chief Fitness Officer, Restoration Fitness

Do you find yourself scratching your head when you read the latest health news? With all the conflicting information surrounding exercise, diets, weight loss and disease prevention it's difficult to know fact from fiction. With obesity, lifestyle-related diseases and work-related overuse injuries at an all-time high, it's time to clear the air once and for all. In this presentation, the speaker will debunk myths, misconceptions and marketing hype surrounding exercise and nutrition. The attendee will leave armed with tips and strategies for you and your patients.

- To inspire and empower attendees to live an active, pain-free lifestyle
- Provide actionable information that improves quality of life, well-being and functional capacity

HEALTH

F316, 8 – 11 a.m.

No Charge

3.00 CE HOURS

Recommended for Doctors, Hygienists, Assistants, Lab Technicians, Staff, General Attendees



Geriatric Dentistry: Time to 'Doctor-Up'



Greg Folse, DDS, Lafayette, LA
Private practice

Clinical patient management of aging/special needs patients can be both challenging and rewarding. With the tsunami of aging patients and intricacies of their care, dental teams must "Doctor-Up" to meet their needs. This lecture provides details on when, where, how and when not to treat the five deadly conditions that stop or delay care. Many dental, medical, pharmacological and psychological concerns will be reviewed. Treating difficult denture patients, new extraction techniques and funding sources will also be discussed.

- By attending, your ability to safely and effectively treat this population in the general dental office will be improved
- Opportunities to truly doctor these wonderful patients are enhanced

GERIATRIC DENTISTRY

F317, 8 – 11 a.m.

No Charge

3.00 CE HOURS

Recommended for Doctors, Hygienists, Assistants, Staff

Dental Sleep Medicine



Jamison Spencer, DMD, MS, Raleigh, NC
Director of Dental Sleep Medicine, Lane and Associates Family Dentistry; Director, The Center for Sleep Apnea and TMJ, Boise, ID

In this hands-on course, all of the practical matters related to the treatment of patients with obstructive sleep apnea, including appliance selection, records, fitting and follow-up will be reviewed. The relationship between bruxism and sleep apnea will also be discussed, as well as the use of temporary appliances.

- Discuss the pros and cons of various popular FDA-approved appliances
- Demonstrate bite registration techniques and non-custom oral appliances

SLEEP MEDICINE

P318, 8 – 11 a.m. November: \$325; December: \$325
 January: \$325, February: \$340

3.00 CE HOURS

Recommended for Doctors, Hygienists, Assistants, Lab Technicians

Smarten Up, Sharpen Up: Instrument Sharpening for the Dental Hygienist



Judy Bendit, RDH, Delray Beach, FL
Hygienist

Why is it that no one ever wants to sharpen hygiene instruments? Everyone wants them to have that new, just out-of-the-package feel. This hands-on workshop will demonstrate how easily and effectively you can sharpen scalars and currettes once you find the method that works best for you. This informal course will highlight some of the latest and greatest guides, aids and devices that can help you achieve sharp cutting edges on your instruments every time.

- Distinguish a dull cutting edge from a sharp edge and extend the life of your instruments by maintaining sharp blades with a minimal amount of grinding
- Select an appropriate sharpening method for your individual situation

HYGIENE

P319, 8 – 11 a.m. November: \$175; December: \$175
 January: \$175; February: \$190

3.00 CE HOURS

Recommended for Hygienists

Oral Diagnosis in Pediatric Dentistry



Juan Yepes, DDS, Indianapolis
Associate Professor, Department of Pediatric Dentistry, Indiana University School of Dentistry

This course will provide up-to-date information regarding the fascinating field of oral diagnosis in pediatric dentistry. The seminar will use case presentation as the learning and discussion format while covering the entire spectrum of oral diagnosis. Topics such as radiation safety, imaging of the most common pathological conditions in children and most common oral lesions in children will be covered in detail.

- Understand the importance of building a differential diagnosis and differential interpretation
- Describe the most common radiographic and visual manifestation of oral lesions in children and adolescents

PEDIATRIC DENTISTRY

C320, 8:30 – 11:30 a.m. November: \$70; December: \$80
 January: \$90; February: \$105

3.00 CE HOURS

Recommended for Doctors, Hygienists, Assistants



Mastering Anterior Implant Esthetics



Lee Ann Brady, DMD, Phoenix
Private practice

Although implant dentistry is considered one of the most predictable treatments, guaranteeing optimal anterior implant esthetics is tricky and often feels challenging to create predictably. This lecture will look at the steps in differentiating high risk versus low risk anterior implant cases when it comes to final esthetics. Attendees will also look at how to optimize the esthetic outcomes starting with pre-surgical augmentation, fixture position and advanced implant prosthetic techniques to make success predictable.

- Learn anterior implant treatment planning, surgical and prosthetic
- Learn advanced implant prosthetic techniques along with custom implant provisionals and impression copings

RESTORATIVE

C321, 8:30 – 11:30 a.m. November: \$70; December: \$80
 January: \$90; February: \$105

3.00 CE HOURS

Recommended for Doctors, Assistants, Lab Technicians, General Attendees

SATURDAY

Improving Communication: Stop Texting and Start Talking Again



Kelli Vrla, BBA, BA, Plano, TX
Engagement Specialist and Leadership Consultant

Are you talking to yourself in your car? Miscommunication causes 85 percent of workplace problems. Did you ever answer the same question to the same person in the same day? This fast-moving program is designed to

teach the keys to communication success inside the practice with your team and outside of it with your patients.

- Learn powerful phrases that get things done and how to handle the 10 most difficult personalities
- Learn to avoid potential land mines hidden in our everyday language

BUSINESS/COMMUNICATIONS

C322, 8:30 – 11:30 a.m. November: \$70; December: \$80
January: \$90; February: \$105

3.00 CE HOURS

Recommended for Doctors, Hygienists, Assistants, Staff



Dentistry Beyond the Mouth: New Wellness Approach to Patient Care



Timothy Donley, DDS, Bowling Green, KY
Private practice

It is time to make your patients' regular visits less about beauty and more about health. The link between oral and systemic diseases means dental professionals can play a role in managing their patients' oral and overall health. Attendees

can expect to leave with a clear strategy and the knowledge necessary to partner with medicine to screen for and manage the lifestyle factors that are necessary for a lifetime of health. You can add value to your recall routine in a way that helps your patients and your practice.

- Understand the inflammatory link between oral and overall health
- Master the medical knowledge necessary to co-manage patients' systemic health

PERIODONTICS

C323, 8:30 – 11:30 a.m. November: \$70; December: \$80
January: \$90; February: \$105

3.00 CE HOURS

Recommended for Doctors, Hygienists, Staff



Predicability Through Uniformity



William Nudera, DDS, Bloomingdale, IL
Private practice

Root canal treatment can be a very rewarding part of any dental practice when the treatment process goes as planned. But when control over the treatment is lost, this procedure can be

fraught with challenges and frustration for both the practitioner as well as the patient. This course is designed to help the practitioner understand the critical core concepts and principles used by the endodontist to achieve a predictable root canal treatment every time. This course will cover imaging, diagnosis, anesthetic, asepsis, access design, orifice modification, canal negotiation and guide path preparation.

- Learn the core concepts and principles to achieve predictable success in endodontics

ENDODONTICS

C324, 8:30 – 11:30 a.m. November: \$70; December: \$80
January: \$90; February: \$105

3.00 CE HOURS

Recommended for Doctors, General Attendees

360° Bonding Solution: A Complete Strategy Guide for All Restorations



Sam Simos, DDS, Bolingbrook, IL
Private practice

The reputation of dentists as clinicians in delivering esthetic and restorative dentistry is directly dependent upon adhesion. Whether it be direct or indirect, adhesion is the foundation for the success of long-term dental restorations.

Individual substrates like zirconia and lithium disilicate require a customized protocol for optimized adhesion. This presentation breaks down and simplifies the components of successful adhesion, through the exploration of the best direct and indirect materials available and the protocols and techniques that accompany these materials.

- Learn how to adhere to different substrates
- Learn what bonding agents and luting cements to use and when

Educational funding provided by DENTSPLY SIRONA

RESTORATIVE

C325, 8:30 – 11:30 a.m. November: \$70; December: \$80
January: \$90; February: \$105

3.00 CE HOURS

Recommended for Doctors, Assistants



3-D Imaging & CBCT: Guided Dental Implant Surgery



Jay Reznick, DMD, MD, Tarzana, CA
Private practice

Cone Beam Technology has brought the power of 3-D imaging in to the dental practice to improve patient care. CT-guided dental implant planning and surgical techniques are far superior to traditional methods. Less invasive surgical procedures, awareness of anatomical challenges ahead of time, increased precision of implant placement, reduced surgical time, and enhanced patient recovery are topics to be covered.

- Understand how 3-D technology is used to improve the accuracy and consistency of dental implant placement
- Learn the principles of prosthetically driven implant planning and CBCT-guided implant surgery

Educational funding provided by DENTSPLY SIRONA

3-D IMAGING

C326, 8:30 – 11:30 a.m.

November: \$70; December: \$80

January: \$90; February: \$105

3.00 CE HOURS

Recommended for Doctors, Hygienists, Assistants, Lab Technicians, Staff, General Attendees



No More Bugs: Creating a Safe Dental Practice



Karen Gregory, RN, Wake Forest, NC
Director of Compliance and Education, Total Medical Compliance

One of the risks in any procedure is the transmission of disease or infection to either the healthcare providers or patients. Thousands in the United States have been impacted by inadequate safety procedures, which have led to potentially deadly illnesses. This infection prevention review will give the doctor the tools needed to be sure staff and patients are safe.

- Discuss basic infection prevention principles applicable to the delivery of oral care
- Recall four steps in proper processing of reusable dental instrumentation

INFECTION CONTROL

C327, 8:30 – 11:30 a.m.

November: \$70; December: \$80

January: \$90; February: \$105

3.00 CE HOURS

Recommended for Doctors, Hygienists, Assistants, Lab Technicians



A Radiology Portfolio: Today's Solutions for Successful Imaging



Shirley Branam, RDH, MBA, Chelsea, MI
Clinical Educator II, DENTSPLY SIRONA

Advances in technology have made a significant impact on the field of dental radiography. For dental practices to make a smooth transition to new technology, an understanding of the basic principles of intraoral radiography and the modifications to these principles required by new technology is beneficial. This course provides the dental professional with techniques to utilize with their current technology, analog or digital, to produce quality diagnostic images on the first exposure.

- Compare and contrast the differences between analog and digital technique with modifications
- Recognize the advantages and limitations of new techniques, the impact of radiation exposure and new designs in aiming devices and holders

Educational funding provided by DENTSPLY SIRONA

RADIOLOGY

F328, 8:30 – 11:30 a.m.

No Charge

3.00 CE HOURS

Recommended for Hygienists, Assistants

Don't Dis Disease Management



Brian Novy, DDS, North Grafton, MA
Private practice

Caries Management by Risk Assessment (CAMBRA) is challenging to implement in routine practice, especially when patient compliance is just one of many obstacles. Using CAMBRA data to track health and not-so-healthy outcomes can improve success by providing almost real-time data, and empowers the team to improve clinical effectiveness. A systematic risk assessment and evidence-based therapies, along with effective measurement tools, will transform the dental practice into an oral health care office.

- Use CAMBRA to track health outcomes
- WATR lesions rather than just watching lesions

CARIOLOGY

F329, 8:30 – 11:30 a.m.

No Charge

3.00 CE HOURS

Recommended for Doctors, Hygienists, Assistants, Staff, General Attendees

SATURDAY

Predictable Fixed Prosthodontics: Scientific & Clinical Formula for Success



Alan Boghosian, DDS, Chicago
Private practice

Successful restorative results can be attained in fixed-prosthodontic procedures if the practitioner has an understanding of fundamental dental material concepts and clinical techniques. While the introduction of new materials has simplified

the restorative process, achieving a successful result is still very dependent upon clinical technique. This presentation will review several aspects of the materials and techniques used in crown and bridge procedures. Among the topics to be discussed are: restoration of the endodontically treated tooth; provisionalization; impression material selection and implant impressioning; and monolithic zirconia-based restorations.

- Learn how to select the ideal material
- Learn proper material usage

Educational funding provided by 3M

DENTAL MATERIALS

F330, 8:30 – 11:30 a.m.

No Charge

3.00 CE HOURS

Recommended for Doctors, Assistants, Lab Technicians

50 Shades of Green: Forensic Dentistry in the 21st Century



Amber Riley, RDH, MS, San Diego
Forensic Dental Autopsy Technician, San Diego County Office of the Medical Examiner.

A brief review of the history, evolution and scope of forensic odontology will be presented to the audience as well as an introduction of the nomenclature commonly used in this field. Death investigation systems, such as coroner/medical examiner and their differences, will be explained. A step-by-step exploration of a comprehensive dental autopsy will be presented, including physical examination, forensic photography, forensic radiography and evidence management.

- Improve appreciation for the forensic value of accurate dental records
- Understand the role of a forensic dentist and forensic dental auxiliary in scientific human identification and in multiple fatality incidents

FORENSIC DENTISTRY

F331, 8:30 – 11:30 a.m.

No Charge

3.00 CE HOURS

Recommended for Doctors, Hygienists, Assistants, Lab Technicians, Staff, General Attendees

The Passion Centered Person



Gary Zelesky, JD, Citrus Heights, CA
Consultant

Mr. Zelesky's hallmark energy and humor motivates and challenges all that attend. He utilizes presentation techniques that ensure attendees will remain engaged, be educated and leave energized to become the change they seek. Recent challenging economic times have tested and will continue to test the true resiliency and attitude of individuals. Leaders who know their passion and live it are not defined by circumstances. Learn how to be more passionate, productive, profitable and pleasurable to work with.

- Learn the six attributes of passion-centered offices
- Learn tools and systems for discovering and optimizing passion in both work and life

LEADERSHIP

F332, 8:30 – 11:30 a.m.

No Charge

3.00 CE HOURS

Recommended for Doctors, Hygienists, Assistants, Lab Technicians, Staff, General Attendees



Minimally Invasive Grafting: Kiwi Method Workshop



George Merijohn, DDS, San Francisco
Assistant Professor, Postdoctoral Periodontics , University of California, San Francisco School of Dentistry and University of Washington School of Dentistry

Autogenous gingival grafting is the gold standard. KIWI Method® minimally invasive recipient site prep and non-palatal tissue harvesting lessens post-op bleeding and discomfort and improves outcomes. Root coverage and non-root coverage techniques that are predictable, practical and replicable will be discussed. KIWI Method® is a new approach used to train postdoctoral periodontal residents in precision-grafting techniques.

- Understand practical recipient site preparation and special techniques for minimally invasive graft harvest and preparation
- Understand predictable suturing techniques and time-tested, post-op protocols

Attendee Requirements:

- All workshop attendees need to provide their own personal magnification loupes and battery-powered light source. Alternatively, attendees are required to bring personal safety glasses/goggles.

PERIODONTICS

P333, 8:30 – 11:30 a.m.

November: \$325; December: \$325

January: \$325; February: \$340

3.00 CE HOURS

Recommended for Doctors

Forensic Odontology: A Hands-on Experience



Edwin Parks, DMD, MS, Indianapolis
Professor, Dental Diagnostic Sciences, Department of Oral Pathology, Medicine and Radiology, Indiana University School of Dentistry

Gail Williamson, RDH, MS, Indianapolis
Professor, Dental Diagnostic Sciences, Department of Oral Pathology, Medicine and Radiology, Indiana University School of Dentistry

This course will provide an overview of the most common tasks performed by forensic dentists, including dental identifications, mass fatalities and bite-mark analysis. Participants will engage in a mock mass fatality exercise with plastinated specimens. The participants will generate postmortem charting and radiographs, evaluate antemortem materials and generate an identification of the specimen. Examples of bite-mark analyses will also be evaluated.

- Understand the tasks commonly performed and define the terms commonly used by the forensic odontologist
- Generate postmortem charting and radiographs, evaluate and format antemortem dental records, match antemortem and postmortem records, and establish an identification

FORENSIC DENTISTRY

P334, 8:30 – 11:30 a.m. November: \$150; December: \$150
 January: \$150; February: \$165

3.00 CE HOURS

Recommended for Doctors, Hygienists, Assistants



Hands-on Oral Surgery: Pig-Jaw Practice



Anders Nattestad, DDS, PHD, San Francisco
Professor and Director, Oral and Maxillofacial Surgery, University of the Pacific Arthur A. Dugoni School of Dentistry

This course will provide an opportunity to have a hands-on experience with oral surgery procedures in a small group setting. Procedures to be done are atraumatic extractions, ridge preservation grafts with different membranes, and implant surgery.

- Learn new approaches to and techniques of removing teeth while preserving bone
- Identify and manage extraction sockets to place immediate implants when relevant

Educational funding provided by Geistlich Biomaterials, KLS Martin and Salvin Dental Specialties, Inc

ORAL SURGERY

P335, 8:30 – 11:30 a.m. November: \$325; December: \$325
 January: \$325; February: \$340

3.00 CE HOURS

Recommended for Doctors



Single-File Endodontics – Fantasy or Reality?



Stephen Weeks, DDS, Mundelein, IL
Clinical Assistant Professor, Department of Endodontics, University of Illinois at Chicago College of Dentistry

There is much interest in reducing the number of instruments used in root canal treatment, for several good reasons. This presentation will provide an overview of several current file systems which feature the possibility of using significantly fewer instruments per case than previous systems, and will discuss how well they meet expectations.

- Understand the current endodontic file systems and the rationale for their use

Co-sponsored by the Coolidge Club

ENDODONTICS

F360, 9:30 – 11 a.m.

No Charge

1.50 CE HOURS

Recommended for Doctors



WINDY CITY LIVE LECTURE SERIES

The Eco-impacts of Eco-friendly Dentistry



Lisa Knowles, DDS, East Lansing, MI
Consultant

Sure we can preserve the Earth with better environmental designs and less energy consumption, but won't it cost a fortune? Dr. Knowles shares her insight into the eco-dentistry world and explains how to save the world while also saving money. It can be done, and patients will love it.

- Find ways to green your office and market to a health conscious and higher income level patient base, and recognize how environmental choices affect overall health
- Understand LEEDS building certification, learn to assess office energy usage, and consider alternative building designs with LEED concepts

ECODENTISTRY

F336WC, 9 – 10:30 a.m.

No Charge


1.50 CE HOURS

Recommended for Doctors, Hygienists, Assistants, Staff

SATURDAY

WINDY CITY LECTURE SERIES

Pemphigus & Pemphigoid: Unique Role For Dentists



Paul Edwards, DDS, Indianapolis
Professor, Oral and Maxillofacial Pathology, Indiana University School of Dentistry

Rebecca Strong, RN, BS
 Trenton, MI
Patient Educator, International Pemphigus & Pemphigoid Foundation

Pemphigus and pemphigoid are potentially life-threatening autoimmune diseases affecting the skin and mucous membranes. In this lecture, there will be a patient with pemphigus who will outline her delayed path to diagnosis and a clinician, who will discuss the clinical presentation, diagnosis and management of pemphigus and pemphigoid.

- Know the key questions to ask when determining whether a patient might have pemphigus vulgaris or pemphigoid
- Feel more confident and knowledgeable in diagnosing and managing pemphigus and pemphigoid

Educational funding provided by the International Pemphigus & Pemphigoid Foundation

PATHOLOGY

F337WC, 10:30 a.m. – 12 p.m.

No Charge

1.50 CE HOURS

Recommended for Doctors, Hygienists



All TMJ Patients Are Nuts, Right? How to Evaluate Diagnose & Treat Common TMJ Problems



Jamison Spencer, DMD, MS, Raleigh, NC
Director of Dental Sleep Medicine, Lane and Associates Family Dentistry; Director, The Center for Sleep Apnea and TMJ, Boise, ID

TMJ disorders are one of those areas where almost every dentist feels uncomfortable. It is likely you didn't get much classroom information, and little or no clinical experience in dental school. Treatments in practice are often hit or miss, and without clarity on why sometimes treatments are a hit or a miss. In this lecture, Dr. Spencer will review the relevant anatomy and discuss simple examination, diagnosis and treatment techniques that will allow you to help many more people.

- Review and remember the relevant anatomy of the head and neck
- Understand principles of examination and evaluation for TMD

TMJ

C338, 12:30 – 3:30 p.m.

November: \$70; December: \$80
 January: \$90; February: \$105

3.00 CE HOURS

Recommended for Doctors, Hygienists, Assistants, Staff

Dental Professional Liability Claim Trends: A Report on Closed Claims, 2011-2015



Ronald Zentz, DDS, Chicago
Risk Control Consulting Director, Continental Casualty Company (CNA)

This program presents the results of CNA dental claims that closed over a five-year period, 2011 – 2015. Data presented will include claim frequency and severity, allegations, injuries, related dental procedures and claim costs (indemnity and legal expenses). This course will use claim examples and risk management recommendations to help the attendees understand and respond to sources of risk exposure, which improves patient safety and quality of care.

- Understand dental professional liability claim trends
- Identify/implement actions to improve patient safety and reduce liability risks

Educational funding provided by CNA Insurance

RISK MANAGEMENT

C339, 12:30 – 2 p.m.

November: \$60; December: \$70

January: \$80; February: \$95

1.50 CE HOURS

Recommended for Doctors, Hygienists, Assistants, Lab Technicians, Staff

Social Media Mastery: Becoming Dr. Spielberg & Leverage Power of YouTube & Online Video



Brad Newman, BA, Manhattan Beach, CA
Founder & Chief Buzz Officer, Dentainment

This interactive presentation will cover all aspects of Internet commercials, primarily YouTube. Attendees will explore the filming process and how to capture content that is most appropriate for this online video platform. Camera lighting, sound, framing of interview subjects and editing will be discussed in detail. You can learn the power of online videos and how to best capture patient testimonials or general commercials for your dental office. The lecture will cover the most powerful and user-friendly social media sites for dental offices, Facebook advertising and more.

- Film video content for YouTube and feel like Spielberg
- Learn how to fully optimize and upload video files

SOCIAL MEDIA

C340, 12:30 – 3:30 p.m.

November: \$70; December: \$80

January: \$90; February: \$105

3.00 CE HOURS

Recommended for Doctors, Hygienists, Assistants, Lab Technicians, Staff, General Attendees



CPR/AED Training & Certification: Learn How to Save a Life

Vickie Onesti, Elmhurst, IL
President, CPR Training for LIFE!

This course is a repeat of P110. Please see the course description on page 41.

CPR
P310R5, 12:30 – 3:30 p.m. November: \$60; December: \$60
January: \$60; February: \$75

3.00 CE HOURS
Recommended for Doctors, Hygienists, Assistants, Lab Technicians, Staff, General Attendees

Smarten Up, Sharpen Up: Instrument Sharpening for the Dental Hygienist

Judy Bendit, RDH, Delray Beach, FL
Hygienist

This course is a repeat of P319. Please see the course description on page 89.

HYGIENE
P319R1, 12:30 – 3:30 p.m. November: \$175; December: \$175
January: \$175; February: \$190

3.00 CE HOURS
Recommended for Hygienists

25 Years of Oral Surgery Phone Consultations: Get the Answer to ‘What Should I Do Now?’

Michael Zak, DDS, Schaumburg, IL
Private practice

This course is a repeat of F312. Please see the course description on page 87

ORAL SURGERY
F312R1, 12:30 – 3:30 p.m. No Charge

3.00 CE HOURS
Recommended for Doctors, Hygienists, Assistants, Staff, General Attendees

Supercharge Your Health: 21 Simple Strategies to Turn Back Time

Sean Lee, CPT, CES, CSCS, Arlington Heights, IL
Chief Fitness Officer, Restoration Fitness

This course is a repeat of F316. Please see the course description on page 88.

HEALTH
F316R1, 12:30 – 3:30 p.m. No Charge

3.00 CE HOURS
Recommended for Doctors, Hygienists, Assistants, Lab Technicians, Staff, General Attendees

The Strategic Leader: Nuts & Bolts of Managing Continuous Growth



Amy Morgan, Novato, CA
CEO, Pride Institute

At Pride Institute, in all our years of coaching dentists and teams, never before have the challenges of maintaining a successful practice been more varied and stressful. Every dental leader/manager must develop new skills to take their practice and team to the next level and fully realize the best return on their investment. A successful management tool chest includes hiring protocols, employee policies and effective job descriptions that support a peak-performing team.

- Learn how to manage by statistics, not judgments that create defensiveness and blame
- Learn new, effective ways that motivate individual team members to new levels of commitment

LEADERSHIP
F341, 12:30 – 3:30 p.m. No Charge

3.00 CE HOURS
Recommended for Doctors, Hygienists, Assistants, Lab Technicians, Staff, General Attendees

SATURDAY

Difficult Denture Patients: Real World Solutions



Greg Folse, DDS, Lafayette, LA
Private practice

Dentures don't have to be so hard. Performing basic, common procedures uncommonly well cannot only make your patients happy, but can cut your clinical time and efforts dramatically.

This clinically based, common sense lecture uses video clips to detail modified impression and border-molding techniques, highly efficient and precise occlusal rim procedures and patient-specific occlusal schemes. Successful? Try 788 patients, 1,476 prostheses and only 219 adjustments.

- Learn how to ensure exact impression borders and take an accurate bite
- Learn how to significantly decrease denture chair time and have more fun with prosthetics

REMOVABLE PROSTHODONTICS

F342, 12:30 – 3:30 p.m.

No Charge

3.00 CE HOURS

Recommended for Doctors, Assistants, Lab Technicians

Treating Back & Neck Pain in Dentistry: Survival Guide for the Rest of Your Career



Timothy Caruso, PT, MBA, Addison, IL
Physical Therapist

Is your career hazardous to your physical and mental health? Perhaps killing you slowly? Back pain is one of the most common causes of disability in the working population. Very few professions besides sports regularly accept pain as part of their daily routine. This lecture could help you avoid going to the orthopedic/neurosurgeon for surgical intervention, avoid chronic pain becoming part of your day, and avoid filing a disability claim.

- Discuss the unique musculoskeletal needs of the dental profession and the effects of prolonged static loading
- Discuss mechanical diagnosis and therapy to treat referred/radicular back and neck pain as an alternative to surgical intervention

HEALTH

F343, 12:30 – 3:30 p.m.

No Charge

3.00 CE HOURS

Recommended for Doctors, Hygienists, Assistants, Lab Technicians, Staff, General Attendees

Unlimited New Patients: Marketing to Create a Super General Dental Practice



Michael Abernathy, DDS, Celina, TX
Private practice

This lecture will review how competition from corporate practices and increased dentist-to-population ratios make finding and retaining new patients the number one priority for a successful dental practice. The new dental economy

demands a change in our business plan and culture. This course is designed to help you create a faucet of new patients that you can turn on or off depending on your practice goals.

- Staging your practice for success: where to find new patients and how to create a dental practice culture that keeps patients
- Understanding the business of dentistry in relation to the investment you need to make in time and money to assure an endless stream of new patients

BUSINESS/COMMUNICATIONS

F344, 12:30 – 3:30 p.m.

No Charge

3.00 CE HOURS

Recommended for Doctors, Hygienists, Assistants, Staff, General Attendees

When You Volunteer, You Can Change the World While You Change Yourself



Marshall Gallant, DMD, Orlando, FL
Chief of Dental Services, Orlando VA Medical Center

This course tells you how to get started in volunteering both internationally and locally. This course is designed for those with or without previous experience; it will cover all aspects of volunteering and emphasize how to make the

experience leave a lasting impact with the host site.

- Learn about the tremendous oral health needs around the globe
- Know how to proceed and prepare for short-term international volunteer dental projects

Cosponsored by International College of Dentists

VOLUNTEERISM

F346, 12:30 – 3:30 p.m.

No Charge

3.00 CE HOURS

Recommended for Doctors, Hygienists, Assistants, General Attendees

Minimal Veneer Preparations Using Gurel Technique & Perfect Provisionalisation



David Bloom, BDS (N'cle), BACD
Bovingdon, United Kingdom
Private practice

Minimal or no preparation veneer preparations are possible if planned correctly. This hands-on session will demonstrate on models a case already completed by Dr. Bloom. Attendees will be able to evaluate the additive diagnostic wax-up, use a putty matrix of this wax-up to fabricate a visual try-in, and then use this try-in to aid the completion of a Gurel minimal preparation of the four-unit case on models. Finally, a set of temporaries will be constructed on a prep model after a demonstration of impression techniques.

- Understand the potential for minimal or zero preparation porcelain veneers
- Understand the techniques to assess cases and execute minimal prep veneers predictably

RESTORATIVE

P347, 12:30 – 3:30 p.m. November: \$325; December: \$325
January: \$325; February: \$340

3.00 CE HOURS

Recommended for Doctors



Oral Diagnosis in Pediatric Dentistry

Juan Yepes, DDS, Indianapolis
Associate Professor, Department of Pediatric Dentistry, Indiana University School of Dentistry

This course is a repeat of C320. Please see the course description on page 89.

PEDIATRIC DENTISTRY

C320R1, 1 – 4 p.m. November: \$70; December: \$80
January: \$90; February: \$105

3.00 CE HOURS

Recommended for Doctors, Hygienists, Assistants



In the Trenches: Role of Infection Control Coordinator



Karen Gregory, RN, Wake Forest, NC
Director of Compliance and Education, Total Medical Compliance

An infection control coordinator can greatly assist in tackling the challenges of implementing and maintaining an effective, efficient, affordable and compliant office safety program. This fast paced, interactive session will provide each attendee the opportunity to create a job description for the infection control coordinator and to identify five issues they will address when they return to the practice.

- Explain the CDC 2003 Dental Infection Control Guideline and 2016 Summary
- Describe key roles and responsibilities of the infection control coordinator

INFECTION CONTROL

F361, 1 – 4 p.m. November: \$70; December: \$80
January: \$90; February: \$105

3.00 CE HOURS

Recommended for Doctors, Hygienists, Assistants, Lab Technicians



Perio-Systemic Inflammation Reducing Strategies: Medication, Nutrition & Lifestyle Changes



Timothy Donley, DDS, Bowling Green, KY
Private practice

Inflammation is at the root cause of periodontal and other chronic systemic diseases. Reducing inflammation is part of a strategy for healthy living. Research confirms that nutrition, lifestyle and medication can impact periodontal and systemic health. This lecture will cover which patients have an elevated host response. What medication, nutritional and lifestyle recommendations you can make to help your patients improve their oral and overall health will be discussed.

- Learn the indications and protocols for different host modulation therapies
- Learn practice management strategies for making lifestyle recommendations to your patients

PERIODONTICS

C348, 1 – 4 p.m. November: \$70; December: \$80
January: \$90; February: \$105

3.00 CE HOURS

Recommended for Doctors, Hygienists, Assistants, Staff



SATURDAY

Employee Engagement: How to Tap in, Tune in & Turn on Your Workforce!



Kelli Vrla, BBA, BA, Plano, TX
Engagement Specialist and Leadership Consultant

A recent HR Solutions survey reports only 27 percent of staff are “actively engaged” while 60 percent are “ambivalent” and 13 percent are “actively disengaged.” This fast-paced course is designed to help you know what is engagement

and hit the ground running with proven ways to engage, inspire and motivate your staff.

- Learn three critical stages of engagement and how to optimize them
- Understand ready-to-use tools to gain employee buy-in and maintain long-term engagement

BUSINESS/COMMUNICATIONS

C349, 1 – 4 p.m. November: \$70; December: \$80
January: \$90; February: \$105

3.00 CE HOURS

Recommended for Doctors, Hygienists, Assistants, Staff



How Big Should I Take This Canal?



William Nudera, DDS, Bloomingdale, IL
Private practice

Although soundly based in science, on some level root canal treatment remains to be a philosophically based procedure. Two philosophies exist in the endodontic community; one advocates large apical preparations, while

the other focuses on maintaining a small and more conservative option. This course is designed to discuss the rationale for small apical preparations, as well as obturation techniques used to fill conservative root canal preparations. This course is designed to cover final shaping techniques and philosophy, dynamic irrigation protocol and obturation technique.

- Learn final shaping techniques, irrigation protocols and obturation techniques

ENDODONTICS

C350, 1 – 4 p.m. November: \$70; December: \$80
January: \$90; February: \$105

3.00 CE HOURS

Recommended for Doctors, General Attendees

Life is Your Best Medicine



Tierona Low Dog, MD, Pecos, NM
Fellowship Director, Academy of Integrative Health and Medicine

Everything you do and every choice you make can have a positive and profound impact on your health and well-being. Chronic illness afflicts more than 50 percent of Americans, despite widespread availability of pharmaceutical medications and

state-of-the-art medical technology. Dr. Low Dog will discuss wholesome food, herbal medicines, movement to meditation, interaction with nature and social connectedness to draw a virtual road map to well-being, which is sensible and inspiring.

- Discuss the effects of chronic stress on work performance and risk for depression, anxiety and heart disease
- Identify strategies for reducing fatigue, improving sleep and increasing emotional well-being

HEALTH

C351, 1 – 4 p.m. November: \$70; December: \$80
January: \$90; February: \$105

3.00 CE HOURS

Recommended for Doctors, Hygienists, Assistants, Lab Technicians, Staff, General Attendees

CBCT-Guided Dental Implant Surgery: Advanced Topics



Jay Reznick, DMD, MD, Tarzana, CA
Private practice

The integration of CBCT with CAD/CAM technology has further enhanced implant treatment planning and restoration. Principles of CBCT-CAD/CAM integrated workflow will be discussed. Dental implant complications can

occur at any point in the treatment process. Proper treatment planning and surgical techniques can avoid some of these, but others are unavoidable, even in the most capable hands. Early recognition and management is key to a successful outcome.

- Learn to critically evaluate your implant planning using 3-D CBCT software to ensure adequate spacing, bony support and long-term success
- Recognize the common complications of implant surgery and be able to manage and avoid them

Educational funding provided by DENTSPLY SIRONA

3-D IMAGING

C352, 1 – 4 p.m. November: \$70; December: \$80
January: \$90; February: \$105

3.00 CE HOURS

Recommended for Doctors, Hygienists, Assistants, Lab Technicians, Staff, General Attendees



Minimally Invasive Grafting: Kiwi Method Workshop

George Merijohn, DDS, San Francisco
Assistant Professor, Postdoctoral Periodontics, University of California, San Francisco School of Dentistry and University of Washington School of Dentistry

This course is a repeat of P333. Please see the course description on page 92.

Attendee Requirements

- All workshop attendees need to provide their own personal magnification loupes and battery-powered light source. Alternatively, attendees are required to bring personal safety glasses/goggles.

PERIODONTICS

P333R1, 1 – 4 p.m. November: \$325; December: \$325
 January: \$325; February: \$340

3.00 CE HOURS
 Recommended for Doctors

Forensic Odontology: A Hands-on Experience

Edwin Parks, DMD, MS, Indianapolis
Professor, Dental Diagnostic Sciences, Department of Oral Pathology, Medicine and Radiology, Indiana University School of Dentistry

Gail Williamson, RDH, MS, Indianapolis
Professor, Dental Diagnostic Sciences, Department of Oral Pathology, Medicine and Radiology, Indiana University School of Dentistry

This course is a repeat of P334. Please see the course description on page 93.

FORENSIC DENTISTRY

P334R1, 1 – 4 p.m. November: \$150; December: \$150
 January: \$150; February: \$165

3.00 CE HOURS
 Recommended for Doctors, Hygienists, Assistants

Hands-on Oral Surgery: Pig-Jaw Practice

Anders Nattestad, DDS, PHD, San Francisco
Professor and Director, Oral and Maxillofacial Surgery, University of the Pacific Arthur A. Dugoni School of Dentistry

This course is a repeat of P335. Please see the course description on page 93.

Educational funding provided by Geistlich Biomaterials, KLS Martin and Salvin Dental Specialties, Inc

ORAL SURGERY

P335R1, 1 – 4 p.m. November: \$325; December: \$325
 January: \$325; February: \$340

3.00 CE HOURS
 Recommended for Doctors

Let it Grow, Let it Grow!



Brian Novy, DDS, North Grafton, MA
Private practice

It may seem that many people are obsessed with disinfecting everything from shopping cart handles to doorknobs. However, does it make sense to try and disinfect the mouth in an attempt to restore health? New revelations in cariology research indicate a better strategy may involve nurturing the growth of biofilm. But is such a dramatic paradigm shift consistent with oral health care, and could it go horribly wrong?

- Explain the mixed bacteria ecological plaque hypothesis
- Simplify techniques to lower caries incidence

CARIOLOGY

F353, 1 – 4 p.m. No Charge

3.00 CE HOURS
 Recommended for Doctors, Hygienists, Assistants, Staff, General Attendees

Direct Restorative Dental Materials & Techniques



Alan Boghosian, DDS, Chicago
Private practice

The rapid evolution of polymer-based dental materials and new techniques has enabled the clinician to restore the compromised dentition with unsurpassed performance. The clinical performances of some contemporary materials offered today are not as efficacious as those available 10 years ago. This presentation will review dentin adhesives and hybrid glass ionomer restoratives with results of clinical research trials conducted at Northwestern University. The esthetic and non-traumatic finishing and polishing of composites will be discussed based upon composite type. The increasing role of calcium phosphate and bioceramics in many classes of dental materials will be addressed.

- Learn the latest in direct restoratives

Educational funding provided by 3M

DENTAL MATERIALS

F354, 1 – 4 p.m. No Charge

3.00 CE HOURS
 Recommended for Doctors, Assistants

SATURDAY

Beyond Tag & Bag: Forensic Dentistry Beyond the Morgue Walls



Amber Riley, RDH, MS, San Diego
Forensic Dental Autopsy Technician, San Diego County Office of the Medical Examiner.

Disaster preparedness and response will be overviewed. Missing and Unidentified Persons efforts through NCIC and NamUS will be explained, as will a discussion about professional training in forensics at both the introductory level and fellowships and degree programs available. Incident reviews of large-scale fatalities and their management and outcomes will be overviewed. An examination of civil litigation in private practice and a discussion of risk management and professional liability will also be reviewed.

- Develop an understanding of the efforts of county, state and national systems for the management of Missing and Unidentified Persons
- Develop an understanding of the management and jurisdictions of multiple fatality events

FORENSIC DENTISTRY

F355, 1 – 4 p.m.

No Charge

3.00 CE HOURS

Recommended for Doctors, Hygienists, Assistants, Lab Technicians, Staff, General Attendees



Naked in Paradise: Practical Leadership



Gary Zelesky, JD, Citrus Heights, CA
Consultant

The lessons of leadership that remain in our lives are taught during times of great challenge and constant change. If it wasn't for the power of Gary's wife, Cherisse, and her positive leadership style, Gary might still be stuck naked in paradise.

This true event will have you laughing one minute and altering the way you think the next. Gary exposes six attitudes that every team must contain to build superior levels of empowerment, efficiency, enthusiasm and excellence in the workplace.

- Understand the power of humor in the most stressful times
- Learn to develop "leadership innovation" in times of unexpected change

LEADERSHIP

F356, 1 – 4 p.m.

No Charge

3.00 CE HOURS

Recommended for Doctors, Hygienists, Assistants, Lab Technicians, Staff, General Attendees



Pharmacologic Management of the Geriatric Patient: Practice Considerations for the Oral Health Profession



Ann Eshenaur Spolarich, PhD, Cave Creek, AZ
Hygienist

The purpose of this course is to review characteristics and disease trends among the aging population, and oral disease risks associated with medications and common systemic diseases. Most patients take multiple medications, many of which have oral complications and drug interactions of significance to dentistry. Medication therapies, oral drug and disease complications, drug interactions and practice management considerations will be discussed. Recommendations for treatment modifications will be provided.

- Describe common oral disorders observed in the elderly population
- Discuss how normal physiological changes of aging influence drug-prescribing behaviors

PHARMACOLOGY

F357, 1 – 4 p.m.

No Charge

3.00 CE HOURS

Recommended for Doctors, Hygienists

WINDY CITY LIVE LECTURE SERIES

Obstructive Sleep Apnea from a Sleep Physician's Point-Of-View



Margaret Park, MD, Chicago
Private practice

The oral appliance for management of sleep apnea is considered a viable treatment option for patients with this medical condition. So why are some patients considered good candidates and others are not? This presentation is intended to review the basics of obstructive sleep apnea (OSA) signs and symptoms, the pathophysiology of OSA, the diagnosis of OSA and the treatment options presented to patients from the perspective of a sleep physician.

- Describe and identify the pathophysiology of obstructive sleep apnea
- Discuss the treatment options for patients who have obstructive sleep apnea

SLEEP MEDICINE

F358WC, 1 – 2:30 p.m.

No Charge

1.50 CE HOURS

Recommended for Doctors, General Attendees

WINDY CITY LIVE LECTURE SERIES

Fresh Look at Sleep Apnea: Joint-Based Airway Perspective



Curt Ringhofer, DDS, Orland Park, IL
Private practice

An early diagnosis of sleep apnea is vital to prevent the associated medical conditions. While a polysomnography is needed to diagnose sleep apnea, many are unaware of the origin of their fatigue. Sleep screening devices heighten awareness in patients that don't recognize the origin of the fatigue. An oral sleep appliance (OSA) is an alternative treatment for sleep apnea. Although many feel an OSA is more favorable than a CPAP, there is also a risk for adverse effects. Long-term use has led to alterations in occlusion and TM joint pain, which may be explained by a structural change in the TM joint.

- Examine sleep apnea diagnosis

SLEEP MEDICINE

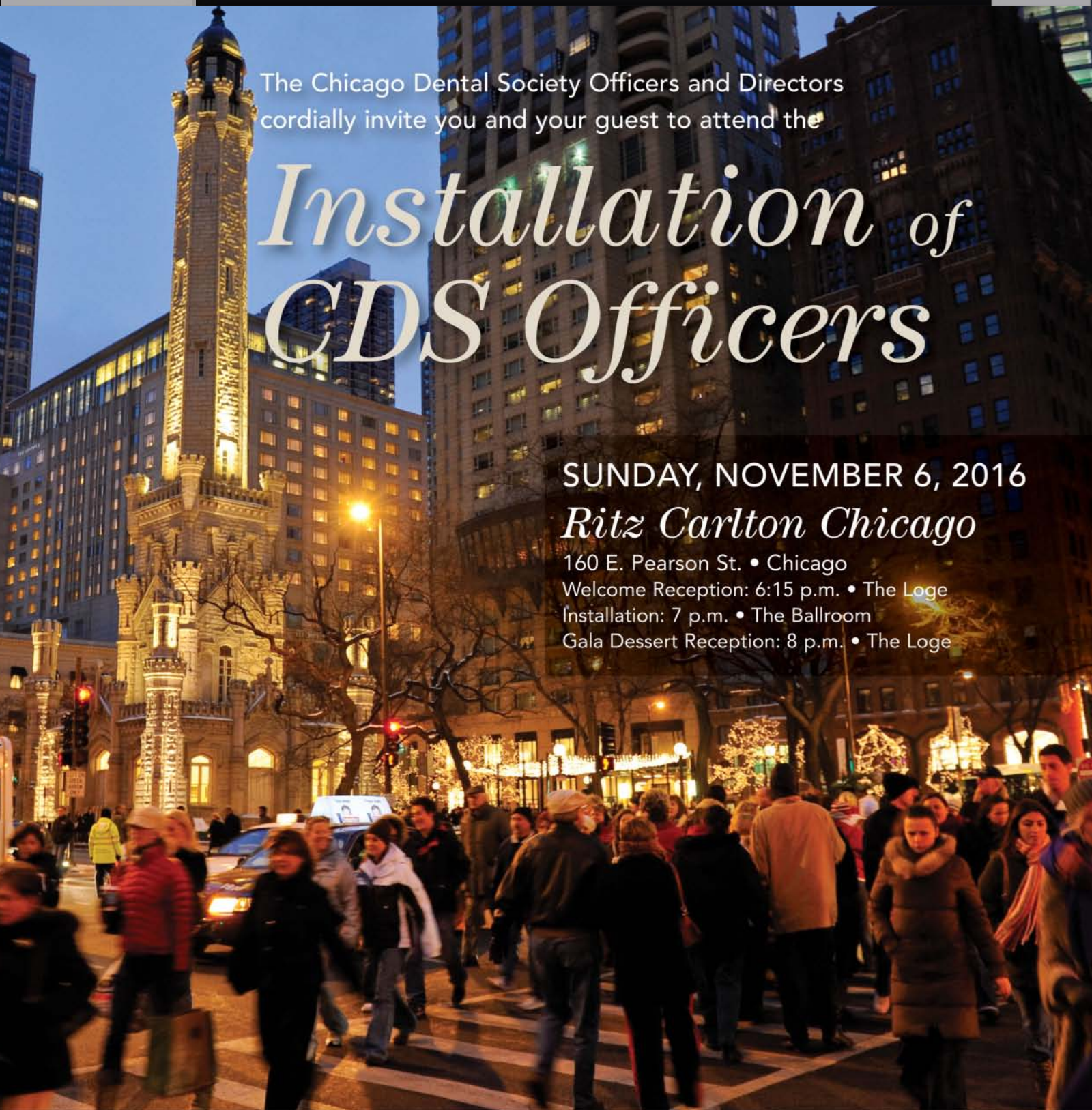
F359WC, 2:30 – 4 p.m.

No Charge

1.50 CE HOURS

Recommended for Doctors, Hygienists, Assistants, Staff





The Chicago Dental Society Officers and Directors cordially invite you and your guest to attend the

Installation of CDS Officers

SUNDAY, NOVEMBER 6, 2016

Ritz Carlton Chicago

160 E. Pearson St. • Chicago

Welcome Reception: 6:15 p.m. • The Loge

Installation: 7 p.m. • The Ballroom

Gala Dessert Reception: 8 p.m. • The Loge

Election of 2017 CDS Officers

The election will be held Wednesday, Nov. 2, during the Regional Meeting at the Drury Lane in Oakbrook Terrace.

Nominees

Phillip Fijal, DDS: President

Louis Imburgia, DDS: President-elect

Cheryl Watson-Lowry, DDS: Secretary

Terri Tiersky, DDS, JD: Vice President

Dean Nicholas, DDS: Treasurer



INDEX



INDEX	
SPEAKERS	104
COMMITTEE CHAIRS	105
STATEMENT OF OWNERSHIP	105
EXHIBITORS	106
COURSE SPONSORS	110

CHICAGO DENTAL SOCIETY | 2017 MIDWINTER MEETING

INDEX

SPEAKERS

Michael Abernathy	88, 96	Mohamed Fayad	84	Vickie Onesti	41, 49, 63, 72, 87, 95
Peter Ackerman	55, 60, 64	Tim Finger	54	Robert Oslak	76
Heidi Arndt	66, 74	Alex Fleury	44, 67, 75	Tricia Osuna	45, 52
James Bahcall	86	Greg Folse	88, 96	Margaret Park	100
Betsy Bakeman	42, 50	David Forbes	61	Edwin Parks	46, 54, 68, 78, 93, 99
Karen Baker	41, 49	Marshall Gallant	96	Theodore Passineau	54
George Bambara	39, 70	John Green	54	Edward Pavlik	39
Lois Banta	37, 66, 75	Karen Gregory	91, 97	Laci Phillips	47, 55, 59
Sonia Belani	73	Manor Haas	62, 71	Robert Pick	70
Judy Bendit	72, 89, 95	Matthew Hallas	47, 54	Jack Piermatti	56
Avinash Bidra	48	Dennis Hartlieb	42, 52, 62	Bonnie Pugh	47, 55
David Bloom	85, 97	Linda Hay	86	Karen Raposa	44, 50
Alan Boghosian	60, 92, 99	Lynn Heintz	54	Jay Reznick	91, 98
Richard Bona Jr.	41	Timothy Hempton	62, 71	Ron Riggins	78
Monica Borris	55, 59, 60	David Hornbrook	61, 85	Amber Riley	92, 100
Thomas Borris	55, 60, 64	Janice Hurley	37, 66	Curt Ringhofer	101
Robert Bosack	84	Julie Janssen	63	Ashleigh Rosette	38, 43
Diane Bosgieter	70	Brandon Kang	38	David Rothman	45, 53, 63
Lee Ann Brady	77, 84, 89	Wayne Kerr	66, 75	M. Nader Sharifi	41, 49
Shirley Branam	91	Lisa Knowles	93	Todd Shatkin	39, 68
James Braun	40, 50, 63	James Kohner	46, 55, 63	William Simon	43, 51
Anthony Cardoza	46, 67, 75	David Landwehr	47, 56	Sam Simos	77, 90
Kimberly Cardoza	67, 75	Sean Lee	88, 95	Jamison Spencer	74, 89, 94
James Carney	54	Charles LeHew	63	Jeff Staads	40, 48
Timothy Caruso	87, 96	Nolen Levine	84	Benjamin Stone	49, 65
Jody Catalanello	64, 73	Mark Lingen	42, 50	Rebecca Strong	94
David Jehyun Chong	38	David Little	45, 53	John Svirsky	65, 73
Gordon Christensen	44, 52, 63	Pat Little	62, 71	Stephen Towns	84
Sharee Clough	63	Tierona Low Dog	72, 83, 98	Lori Trost	69, 79
Sarah Conroy	42, 50	Kenneth Malament	48	Frank Tuminelli	48
Lyndon Cooper	56	Rand Mattson	70	Dean Vafiadis	44, 51
John Cranham	68, 77	Judy Kay Mausolf	38, 67, 76	Bethany Valachi	71, 83, 85
Karen Davis	73, 87	Carol McCutcheon	86	Linda Valencia	64, 73
B. Gail Demko	65, 74	David Meinz	61	Thomas Viola	43, 51
Glenn Deweirdt Jr.	69	George Merijohn	77, 92, 99	Kelli Vrla	90, 98
Nancy Dewhirst	47, 64, 72	John Molinari	40, 64, 72	Dave Weber	69, 78
Michael DiTolla	45, 52, 59	Bud Mopper	39	Hans-Peter Weber	56
Timothy Donley	90, 97	Amy Morgan	88, 95	Stephen Weeks	93
Michael Dorociak	63, 76	Mark Murphy	38, 65, 74	Larry Williams	63
Tom Dudley	53, 61	Anders Nattestad	78, 93, 99	Gail Williamson	46, 54, 68, 78, 93, 99
John Dzakovich	76	Brad Newman	86, 94	Jessica Wilson	40, 48
Robert Edwab	46, 54	Ross Niekamp	49	Ellie Wolf	69
Paul Edwards	94	Kirk Noraian	63	Juan Yepes	89, 97
Lawrence Emmott	37, 53, 68	Brian Novy	91, 99	Tom Youngholm	70
Michael Engelman	43, 51	William Nudera	90, 98	Michael Zak	87, 95
Ann Eshenaur Spolarich	79, 83, 100	Uche Odiatu	67, 76	Gary Zelesky	92, 100
		Anne Oldenburg	86	Ronald Zentz	94

2017 MIDWINTER MEETING COMMITTEE CHAIRS

General Chair – James Robinson

Program Chair – Philip Schefke

Communications Chair – Ingrid Schroetter

Course Division Chair – Michael Durbin

Entertainment Chair – James Frett

Exhibits Chair – John Bonaguro

General Arrangements Chair – John Moore

Lecture Division Chair – John Hagopian

Limited Attendance Division Chair – Janet Kuhn

Registration & Credentials Chair – Shafa Amirsoltani

Spouse Luncheon Chair – Janet Elliott

VIP Reception Chair – Terri Tiersky

STATEMENT OF OWNERSHIP

UNITED STATES POSTAL SERVICE® (All Periodicals Publications Except Requester Publications)

1. Publication Title CDS Review	2. Publication Number 5 7 3 5 - 2 0 0 0	3. Filing Date 09/30/16
4. Issue Frequency Published bi-monthly except separate issues in November and December	5. Number of Issues Published Annually 7	6. Annual Subscription Price \$25
7. Complete Mailing Address of Known Office of Publication (Not printer) (Street, city, county, state, and ZIP+4®) Chicago Dental Society, 401 N. Michigan Ave., Suite 200, Chicago, IL 60611-5585		Contact Person Will Conkis Telephone (include area code) 312.836.7325

8. Full Names and Complete Mailing Addresses of Publisher, Editor, and Managing Editor (Do not leave blank)

Publisher (Name and complete mailing address) Same as above
Editor (Name and complete mailing address) Walter F. Lamacki, DDS, 680 N. Lake Shore Dr., Apt. 207, Chicago, IL 60611
Managing Editor (Name and complete mailing address) William Conkis, Chicago Dental Society, 401 N. Michigan Ave., Suite 200, Chicago, IL 60611-5585

10. Owner (Do not leave blank. If the publication is owned by a corporation, give the name and address of the corporation immediately followed by the names and addresses of all stockholders owning or holding 1 percent or more of the total amount of stock. If not owned by a corporation, give the names and addresses of the individual owners. If owned by a partnership or other unincorporated firm, give its name and address as well as those of each individual owner. If the publication is published by a nonprofit organization, give its name and address.)

Full Name	Complete Mailing Address
George R. Zehak, DDS, President	6731 W. 26th St., Berwyn, IL 60402
Louis A. Imburgia, DDS, Secretary	1416 S. Canfield Rd., Park Ridge, IL 60068
Terri S. Tiersky, DDS, Treasurer	5550 W. Touhy Ave., Suite 402, Skokie, IL 60077

11. Known Bondholders, Mortgagees, and Other Security Holders Owning or Holding 1 Percent or More of Total Amount of Bonds, Mortgages, or Other Securities. If none, check box None

Full Name	Complete Mailing Address

12. Tax Status (For completion by nonprofit organizations authorized to mail at nonprofit rates) (Check one)
 The purpose, function, and nonprofit status of this organization and the exempt status for federal income tax purposes:
 Has Not Changed During Preceding 12 Months
 Has Changed During Preceding 12 Months (Publisher must submit explanation of change with this statement)

PS Form 3526, July 2014 (Page 1 of 4 (see instructions page 4)) PSN: 7530-01-000-9931 PRIVACY NOTICE: See our privacy policy on www.usps.com

13. Publication Title CDS Review	14. Issue Date for Circulation Data Below September 23, 2016	
15. Extent and Nature of Circulation		
	Average No. Copies Each Issue During Preceding 12 Months	No. Copies of Single Issue Published Nearest to Filing Date
a. Total Number of Copies (Net press run)		
	8,557	7,950
b. Paid Circulation (By Mail and Outside the Mail)		
(1) Mailed Outside-County Paid Subscriptions Stated on PS Form 3541 (include paid distribution above nominal rate, advertiser's proof copies, and exchange copies)	5,200	5,098
(2) Mailed In-County Paid Subscriptions Stated on PS Form 3541 (include paid distribution above nominal rate, advertiser's proof copies, and exchange copies)	2,630	2,630
(3) Paid Distribution Outside the Mails Including Sales Through Dealers and Carriers, Street Vendors, Counter Sales, and Other Paid Distribution Outside USPS®	0	0
(4) Paid Distribution by Other Classes of Mail Through the USPS (e.g., First-Class Mail®)	0	0
c. Total Paid Distribution (Sum of 15b (1), (2), (3), and (4))		
	8,030	7,728
d. Free or Nominal Rate Distribution (By Mail and Outside the Mail)		
(1) Free or Nominal Rate Outside-County Copies Included on PS Form 3541	0	0
(2) Free or Nominal Rate In-County Copies Included on PS Form 3541	0	0
(3) Free or Nominal Rate Copies Mailed at Other Classes Through the USPS (e.g., First-Class Mail)	88	0
(4) Free or Nominal Rate Distribution Outside the Mail (Carriers or other means)	90	112
e. Total Free or Nominal Rate Distribution (Sum of 15d (1), (2), (3) and (4))		
	178	112
f. Total Distribution (Sum of 15c and 15e)		
	8,308	7,840
g. Copies not Distributed (See Instructions to Publishers #4 (page #3))		
	249	110
h. Total (Sum of 15f and g)		
	8,557	7,950
i. Percent Paid (15c divided by 15f times 100)		
	96.65%	98.57%

* If you are claiming electronic copies, go to line 16 on page 3. If you are not claiming electronic copies, skip to line 17 on page 3.

UNITED STATES POSTAL SERVICE® (All Periodicals Publications Except Requester Publications)

16. Electronic Copy Circulation	Average No. Copies Each Issue During Preceding 12 Months	No. Copies of Single Issue Published Nearest to Filing Date
a. Paid Electronic Copies	0	0
b. Total Paid Print Copies (Line 15c) + Paid Electronic Copies (Line 16a)	8,030	7,728
c. Total Print Distribution (Line 15f) + Paid Electronic Copies (Line 16a)	8,308	7,840
d. Percent Paid (Both Print & Electronic Copies) (16b divided by 16c x 100)	96.65%	98.57%

I certify that 50% of all my distributed copies (electronic and print) are paid above a nominal price.

17. Publication of Statement of Ownership
 If the publication is a general publication, publication of this statement is required. Will be printed in the November 1, 2016 issue of this publication. Publication not required.

18. Signature and Title of Editor, Publisher, Business Manager, or Owner
 Signature: William Conkis
 Date: 09/30/16

I certify that all information furnished on this form is true and complete. I understand that anyone who furnishes false or misleading information on this form or who omits material or information requested on the form may be subject to criminal sanctions (including fines and imprisonment) and/or civil sanctions (including civil penalties).

CHICAGO DENTAL SOCIETY | 2017 MIDWINTER MEETING

EXHIBITORS

New exhibitors are in bold face

3M
3Shape

A

A. Titan Instruments/Osseous Technologies of America
Academy for Sports Dentistry
Accutron
ACT Chattem, Inc.
ACTEON North America
ADA Catalog
AdDent, Inc.
A-dec, Inc.
ADS Midwest/
Peter J. Ackerman CPA, CVA
Advantage Dental Products, Inc.
Advantage Technologies
Affordable Dentures
AFTCO Transition Consultants
Air Techniques
Akervall Technologies
Alcoholics Anonymous
Allpro
Allstar Dental, Inc.
AMD Lasers
AMD Medicom Inc.
American Academy of Pediatric Dentistry
American Association of Endodontists
American Association of Women Dentists
American Dental Assistants Association
American Eagle Instruments
American Express OPEN
American Sleep Dentistry
ANGELUS
Anutra Medical, Inc.
APCD Sao Paulo Dental Association
APIXIA
Apteryx, Inc.
Aqualizer by Jumar Corp.
Argen Corporation
Arrowhead Dental Laboratory
Aseptico
Asociacion Dental Mexicana
Aspen Dental
Aspida
Associazione Italiana Odontoiatri
Astron Dental Corporation
Aurelia Gloves Div of Supermax
Avid Dental Products

B

Bank of America Practice Solutions
Banyan
Bausch Articulating Papers, Inc.
Beaverstate Dental Systems
Beesure by EcoBee
Belmont Equipment
Benco Brands
Benco Dental
Benevis Dental Practice Services
Best Card, LLC
BEST INSTRUMENTS USA INC
Beutlich Pharmaceuticals
beWell by FTL Finance
Beyes Canada
Bicon Dental Implants
BIEN-AIR
Bioclear Matrix
BioHorizons
BIOLASE
Biotec, Inc.
Birdeye
Bisco Dental Products
Bloom Dental Laboratories
Blossom/Mexpo International, Inc.
BQ Ergonomics
BrandMax
Brasseler USA
Brewer Company
Broadly.com
Buffalo Dental Mfg.
Burkhart Dental Supply

C

Calderon Institute
Capital One Spark Business Card
CareCredit
Carestream Dental
Cargill/Zerose® erythritol
Carr Healthcare Realty
Cavex Holland BV
Ceatus Media Group
Cefla Medical Equipment
(Anthos, Mocom, MyRay, NewTom)
Centrix Inc.
Certol International
Chicago Dental Broker
Chicago Dental Society Foundation
Chicago Practice Sales
Chicago X-Ray Systems, Inc. – Corix Medical Systems

Christian Dental Society
Church & Dwight/ARM & HAMMER
Cincinnati Insurance Company
ClearCorrect
ClikTech, LLC
Clinic Shield, LLC
Clinician's Choice Dental Products
Colgate
Coltene
Columbia Dentoform Teaching Solutions
(division of DentalEZ Integrated Solutions)
Common Sense Dental Products
Community Health
ConeScan
ContacEZ
Convergent Dental, Inc.
Corix Medical Systems – Chicago X-Ray Systems, Inc.
COSMEDENT
CPAC Equipment, Inc.
CR Foundation
CRANBERRY USA
CREST + ORAL-B
Crosstex International
Crown Seating, LLC
Cutting Edge Practice

D

Danville Materials
Darby Dental Supply
Dash Medical Gloves
DBI America Corp.
DDS Multimedia
Dear Doctor, Inc.
Dedeco International, Inc.
Delaware County Bank
Delian Technology & Trading Beijing Co., Ltd.
Denbur Inc.
Denline Uniforms Inc.
DenMat
Denovo Dental
Dental Arts Laboratories, Inc.
Dental Assisting National Board Inc./The DALE Foundation
Dental-Backup.com
Dental Care Alliance
Dental Health Products, Inc.
DENTAL HERB COMPANY
Dental Laser Coaching
Dental Power International, Inc.

EXHIBITORS

Dental Product Shopper
DENTAL RECYCLING NORTH AMERICA

Dental Technologies
 Dental Tribune America
 Dental Wings
 DentalEZ Equipment Solutions (division of
 DentalEZ Integrated Solutions)
 DentalEZ Integrated Solutions
 DentalPort Office Time-Share
 Dentaltown
 DentalVibe
 DENTAMERICA Inc.
 Dentatus USA
 Dentech by Softech, Inc.
 DenTech China
 Dentegra Insurance Company
 Denterprise International, Inc.
 Dentistry Today
 DentLight Inc.
 Dentsply Sirona
 Denttio, Inc.
 Designs For Vision, Inc.
 DEXIS
 Diatech
 DIGITAL DOC, LLC
Digital Masters Dental Studios
 Directa Inc.
 DMG America
 DNTLworks Equipment Corporation
Doctor.com
DoctorsInternet.com
 DORAL REFINING CORP.
 DoWell Dental Products, Inc.
 Doxa Dental
Dreve America
 DrQuickLook Inc.
 DryShield
 DWS SrL

E

EasyMarkit
EBI Inc.
Eclipse Loupes and Products
 EdgeEndo
 Elevate Oral Care
 Elite Dental Partners
 Engle Dental Systems LLC
EnviroVac Bio-Med Solutions
 ER Handpiece Repair, Inc
 ESSENTIAL DENTAL SYSTEMS
 Evan Law Group LLC
 Exacta Dental Direct

F

FDI World Dental Federation
 First Merchants Bank
 First Pacific Corporation
 Flight Dental Systems
 Florida Probe VoiceWorks
 Flow Dental Corp.
Fly Cat Electrical Co., Ltd.
 Forest Dental Products
Formlabs
 Fotona/Lasers4Dentistry
 Fox College Dental Hygiene Program
futudent

G

Garfield Refining Company
 Garrison Dental Solutions
 GC America Inc.
General Refining Corporation
 Genoray America Inc.
 Gingi-Pak
 GlasSpan, Inc
 GlaxoSmithKline
 Glidewell Laboratories
 Global Dental Relief
 Global Surgical
 Glove Club
 GOJO Industries, Inc.
GoldBurs.com DiaGold
 Golden Dental Solutions
 Goldie's Place
 Gordon J. Christensen Practical Clinical
 Courses
 Great Expressions Dental Centers
 Great Lakes Orthodontics
 Greater New York Dental Meeting
GromanDental.com
 GumChucks

H

Hager Worldwide
 Halyard Health
 HANDLER RED WING INTERNATIONAL
 Hawaiian Moon
 Hayes Handpiece Company
 HEAD DENTAL CORPORATION
Health Pro Realty Group
 HealthFirst
 Heartland Dental
 Hedy Canada
 Henry Schein Dental

Henry Schein Dental – Exclusive Products
 Henry Schein Dental – Integrated Design
 Studio
 Henry Schein Dental – ProRepair
 Henry Schein Dental – Sales Team
 Henry Schein Practice Solutions
 Heraeus Kulzer
 HinrichsZen+Pesavento LLC
 Hiossen
 HST Stomatological Scientific and
 Educational Co., Ltd.
 Hu-Friedy
 Hunza Dental
Hybridge, LLC
 HYGEDENT INC

I

i-CAT
 ICCare
 ICW International
 IDS – Integrated Dental Systems
 IDS 2017/Koelnmesse Inc.
 Illinois Dental Assistants Association
 Illinois Dental Hygienists' Association
 Illinois Department of Public Health Office
 of Health Promotion – Div of Oral
 Health
 Illinois State Dental Society Foundation
 ILS Dental
 iLumi Sciences, Inc.
Impladent Ltd
IMPLANCE
 Implant Direct
 Infinite Trading
 Integrated Dental Milling Centers
 Invisalign iTero
 IQ Dental
 Isolite Systems
 iSonic Inc. (Ultrasonic Cleaners)
 ITL Dental
 Ivoclar Vivadent, Inc.
 Izun Oral Care

J

J. Morita USA
JoeArchitect
 JS Dental Manufacturing Inc.

K

Karl Schumacher Dental
 KaVo
 Keating Dental Arts

EXHIBITORS

Keller, Inc.
 Kerr Corporation
 Kettenbach
 Keystone Industries
 Kilgore International, Inc.
 Komet USA
 KoR Whitening/Evolve Dental Technologies, Inc.
 Kuraray America

L

L&R Manufacturing Company
 Lang Dental Manufacturing Co., Inc.
 Lara International Inc.
 Lares Research
 LED Dental/VELscope
 Legacy Practice Transitions, Inc.
 Lending Club Patient Solutions
 Lester A. Dine, Inc.
Light Smile Express
 Lighthouse 360
 LIPS, INC.
 LumaDent, Inc.

M

M.A.R.S. Bio-Med Processes, Inc.
 MacPractice
Manhattan Whitening Company
 MANI, INC.
 Mastercut Tool Corp.
MAVRİK
 Maxill Inc.
Maxx Digm, Inc.
 MCC – Modular Custom Cabinets
 MDT Micro Diamond Technologies Ltd
 Medidenta
 Meisinger USA LLC
 Merrill Lynch-Bond/Ulrich & Associates
 Microcopy
 MicroDental Laboratories
 Microflex/Ansell
 Midmark Corporation
 Midway Dental Supply Inc.
 Midwest Dental
 MILESTONE EDUCATION LLC
 Millennium Dental Technologies
 Miller Upholstery
 MIS Implants Technologies
 MK-dent GmbH
MMG Fusion
 MOGO, Inc.
 MouthWatch, LLC

My Community Dental Centers
 Mydent International

N

Nadia International, Inc.
 Nanova Biomaterials, Inc.
National Practice Transitions, LLC
 NevinLabs Workstations (division of DentalEZ Integrated Solutions)
 Nobel Biocare USA
 Nordent Manufacturing Inc.
 North (Nanjing) Instrument Technology Industries Group
 Nouvag AG
Nova Enterprises LLC
Nova Innovations
 NSK America

O

ODIN Technologies
 Officite
 OraPharma, Inc.
 Orascope
 Oravital Inc.
Organization for Safety, Asepsis and Prevention (OSAP)
 Ortho Technology
 Ortho-Tain/Healthy Start
 OSADA, Inc.
 Owandy Radiology, Inc.

P

Pac-Dent International
 Pacific Dental Services
 Palisades Dental, LLC
 Panadent Corp
 PANORAMA INTERNATIONAL
 Panoramic Corp
 Parkell, Inc.
Paro, Inc.
 Pastelli SRL
 Patient News
 Patterson Dental Supply, Inc.
 PayAnywhere 360
 PDT, Inc./ Paradise Dental Technologies
 Pelton & Crane
 Pennwell Corp/Dental Economics
Perio Protect
 PerioChip by Dexcel Technologies, LTD
 Philips Sonicare & Zoom Whitening
 PHOTOMED INTERNATIONAL
 Pierrel Pharma SRL

Piezosurgery Incorporated
 PLANMECA
 Plaque HD
 PLASDENT Corporation
 PMC Insurance Solutions
 Podium
 POH Oral Health Products, Inc.
 POPP DENTAL SUPPLY, LLC
 Porter Instrument Co.
Postcard Mania
 Power Dental USA, Inc.
 Premier Dental Products Company
 Preventech
 PREXION, INC.
 PRIME DENTAL MANUFACTURING, INC.
Pro Dent USA
 ProAssurance
 Productive Practices
 ProEdge Dental Products, Inc.
 Professional Sales Associates, Inc.
 Proma, Inc.
 Proply Magic
 Proply Perfect/PHB
 ProSites
 PSIC – Professional Solutions Insurance Company
 PULPDENT Corporation
 PureLife Dental

Q

Q-Optics & Quality Aspirators Inc.
 Quintessence Publishing Company, Inc
 QWIKSTRIPS BY CREATIVE DENTAL CONCEPTS

R

R&D Services Amalgam Separators
 R.E. Morrison Equipment, Inc.
 RAMVAC Utility (division of DentalEZ Integrated Solutions)
Ray America, Inc.
 Reliance Dental Mfg., Co.
 Restful Jaw Company
 RF America IDS
 RGP Dental
 Rhodium Corporation
 Ribbond Inc.
 Richmond Dental & Medical
 Ritter Dental USA
 RJC Products Safe-Flo Products
 Rocky Mountain Dental Convention
 Rose Micro Solutions

EXHIBITORS

Rowpar Pharmaceuticals, Inc
 Royal Dental Group &
 Porter Instrument Co.
 Royal Dental Manufacturing, Inc.
 Rx Honing (Sharpening) Machine

S

Saeshin America, Inc.
 SAEYANG MICROTECH CO., LTD.
 Salvin Dental Specialties, Inc.
 Sapien Dental
 SciCan, Inc.
 Scott's Dental Supply
 SDI (North America) Inc.
 Second Story Promotions
 Seiler Instruments
 SEPTODONT
 Sequoia Dental Studio
 Sesame Communications
 Shanghai Smedent Medical
 Instrument Co., LTD.
 SharperPractice
 Shatkin F.I.R.S.T., LLC
 SheerVision
 SHENZHEN PERFECT MEDICAL
 INSTRUMENTS CO., LTD.
Shenzhen Zonda Trade Co., Ltd.
 Shinhung Co., Ltd.
 Shofu Dental Corporation
 SHU DENTAL LABORATORY
Siegel Construction, Inc.
 SIGMAGRAFT
 Sikka Software Corporation
Slavic 401K
 Sleep Group Solutions
Smart Market Dental
 Snap On Optics
 SockIt! Gel
 SolmeteX LLC
 Solutionreach
 SOTA Imaging
 Southpoint Insurance Agency
 SPRY/XLEAR, Inc.
 SS WHITE DENTAL
St. Renatus, LLC
 StarDental Instruments (division of
 DentalEZ Integrated Solutions)
 Sterisil, Inc.
 STERNGOLD
 Stratum Access Technologies Inc
 Straumann
 Summit Dental Systems

Sunset Dental Technologies
Sunshine State Credit
 Sunstar Americas, Inc.
 SurgiTel/General Scientific Corp.
 SUVISON SRL

T

Tapmaster Incorporated
 TAUB PRODUCTS
 Tech West, Inc.
 Temrex Corp.
 Tess Oral Health
 The Dentists Insurance Company
 The Digital Dentist
**The Institute for Comprehensive Implant
 Therapy and Esthetics**
 The Ohio State University College of
 Dentistry
 The Online Practice
 The Oral Cancer Foundation
 TheraSnore by Distat
 Thommen Medical
 Tokuyama Dental America
 TOP QUALITY MANUFACTURING
 TPC
 Trans American Medical
 Treloar & Heisel
 Tri Hawk International
 Trident Dental Laboratories
 Triron Titanium GmbH
 TrollDental USA, Inc.
TruAbutment, Inc.
 True Spin Dental, LLC
 Tuttnauer USA

U

U.S. Public Health Service
 UBS Financial Services
 Ultimate Creations, Inc.
 Ultradent Products, Inc.
 Ultralight Optics Inc.
 UniCare Dental
 UNIDI Italian Dental Industries Association
 Unipack Medical Corp
 Univet Optical Technologies North
 America LLC
 Upholstery Packages & Services

V

Valumax International
 Vatech America
 Vector R&D Inc.

VERICOM CO., LTD.
 Viade Products, Inc.
Viax Dental Technologies
 Video Dental Concepts
 Vista Dental
 VITA North America
 VivioSites
 VOCO America Inc.

W

W&H Impex Inc.
 Wand Dental, Inc. (Milestone Scientific)
 Water Pik, Inc.
 Weave
Web.com
 Wells Fargo Health Advantage
 Wells Fargo Practice Finance
 West TeleVox Solutions
 Westar Medical Products, Inc.
 Whip Mix Corporation
 WHITE TOWEL SERVICES, INC.
 Wintrust Professional Practice Group
 Wm. Wrigley Company

X

XDR Radiology
Xingxing Medical Instrument Co., Ltd.
 XLIDENT
 XZeal Technologies

Y

YAPI

Z

Z Dental (formerly Dental Elite)
 Zach TeWinkel
 ZEISS
 Zendo Direct AG
 Zest Anchors
 Zest Dental Solutions
 Zimmer Biomet
 Zirc Company
 Zolar Technology
 ZOLL Medical Corporation
 Zoll-Dental
 ZUMAX MEDICAL CO., LTD.

INDEX

COURSE SPONSORS

- American College of Prosthodontics
- ACT Chatterm
- ACTEON North America
- Aspida
- Bien-Air Dental
- Brasseler USA, and Real World EndoDelta Dental
- CNA Insurance
- The Coolidge Club
- Cosmedent
- DENTSPLY SIRONA
- Florida Probe
- Fotona/Lasers4Dentistry
- Geistlich Biomaterials, and Salvin Dental Specialties, Inc
- Geistlich Biomaterials, KLS Martin, and Salvin Dental Specialties, Inc
- Heraeus Kulzer, and GC America, Inc.
- Hiossen
- Illinois Society of Orthodontists, and Carestream Dental
- Illinois Society of Periodontists
- International College of Dentists
- International Pemphigus & Pemphigoid Foundation
- 3M
- Midwest Dental
- NSK Dental
- OSAP
- Patterson Special Markets, and Solutionreach
- Shatkin F.I.R.S.T., LLC
- Shofu Dental Corporaiton
- Southpoint Insurance Agency, and Medical Protective Insurance
- STERNGOLD
- Sunstar Americas, Inc.
- TDIC
- Top Quality Mfg. Inc. – Glove
- Water Pik, Inc.
- World
- Ultra dent Products, Inc.
- XDR Radiology

CDS REVIEW | NOVEMBER 2016



ASSOCIATED EVENTS



CHICAGO DENTAL SOCIETY | 2017 MIDWINTER MEETING



ILDAA

Illinois Dental Assistants Association

TWO EDUCATION COURSES FOR DENTAL ASSISTANTS

at the Chicago Midwinter Meeting
February 25, 2017 • Room W192C



These courses will be presented by Tija Hunter, CDA, EFDA, CDIA, MADAA

Tija is a dynamic speaker who mixes fun with learning in every presentation. She identifies with team members because she is one. Her passion for teaching shines through in all of her presentations. Tija has over 34 years of chairside experience.

She was recently named one of the Top 25 Women in Dentistry by Dental Products Report Magazine. She is a member of the American Dental Assistants Association (ADAA) and the Illinois Dental Assistants Association.



PACE
Program Approval for Continuing Education

Approved PACE Program Provider FAGD/MAGD credit. Approval does not imply acceptance by a state or provincial board of dentistry or AGD endorsement. 5-1-2015 to 4-30-2017. ID# 356134

REGISTRATION IS FREE.

You must be registered to be admitted. There will be limited seating so register early. To register email your name and the title of the course(s) you wish to attend to: IllinoisDentalAssistants@gmail.com

SATURDAY 9:00 A.M. TO 12:00 P.M. - 3 CE CREDITS BECOME A ROCKSTAR DENTAL ASSISTANT!

Description: Dental assistants, you spend more time with the patient than any other team member, so why not educate yourself to market your practice and its services to those patients? Learn how to maximize your relationship with your patients and sales representatives and accelerate your role within the practice team. Discover the keys to making you and your practice a success while learning to establish methods and systems for cutting cost and staying on top. This course will teach you to create value in yourself and your practice.

SATURDAY 1:00 P.M. TO 4:00 P.M. - 3 CE CREDITS THE DENTAL ASSISTANTS ROLE IN USING DIGITAL IMAGING

Description: Patients today are demanding highly esthetic restorations in a minimal amount of time. The use of CAD CAM technology can deliver precise, high quality restorations. Dental assistants play a huge role in the implementation of CAD CAM procedures in the dental office. This course will discuss several types and brands of CAD CAM systems on the market today and the value that the dental assistant can bring to the practice by embracing this technology. Techniques used to obtain a digital image or impression and design restorations will be discussed from an assistants point of view as well as chairside and integrated chairside procedures that the dental assistant will be called on to perform.



ASSOCIATED EVENTS

American College of Dentists Illinois Section, International College of Dentists District 8

LUNCHEON

Saturday, Feb. 25
Reception: 11 a.m.
Luncheon: 11:30 a.m. – 1 p.m.
Hyatt Regency McCormick Place – CC10ABC

Susan Bishop, DDS
sbishop@peoriacounty.org
7314 N. Edgewild Dr.
Peoria, IL 61614
309.692.1796

Academy of Dentistry International

BREAKFAST MEETING AND SEMINAR

Sunday, Feb. 26
Registration: 7 a.m., Fee \$60
Program: 7:30 a.m.
Courtyard by Marriott
165 E. Ontario St.

Mike Unti, DDS
drunti@earthlink.net
235 N. Northwest Hwy.
Palatine, IL 60067
847.359.7520

Case Western Reserve University School of Dental Medicine

RECEPTION

Friday, Feb. 24
4:30 – 6:30 pm
Hyatt Regency McCormick Place – CC12A

Sara Fields
sym2@case.edu
10900 Euclid Ave.
Cleveland, OH 44106
216.368.3924

Chicago Dental Society

MENTOR LUNCHEON

Thursday, Feb. 23
11:30 a.m. – 2 p.m.
Hyatt Regency McCormick Place – CC10ABC

Lisa Hosley
lhosley@cds.org
401 N. Michigan Ave.
Suite 200
Chicago, IL 60611
312.836.7321

Delta Sigma Delta

ANNUAL MIDWINTER WAXER

Reception
Thursday, Feb. 23
7 – 11 p.m.
Pranzi, 434 West Ontario St.

Robert Brunetti, DDS
rgb@procare dentalgroup.com

DENT-IL PAC

BREAKFAST

Friday, Feb. 24
8:30 – 10 a.m.
Hyatt Regency McCormick Place – CC21

Kathy Ridley
kridley@isds.org
P.O. Box 376
Springfield, IL 62705
217.525.1406

Friends of Bill Wilson

MEETING

Friday, Feb. 24
5 – 6 p.m.
McCormick Place West Building – W177

William Hamel III, DDS
hmlshepard@gmail.com
210 Burlington Ave.
Clarendon Hills, IL 60514
312.318.8810

Illinois State Dental Society

MEETINGS

Friday – Saturday, Feb. 24 – 25
10:30 a.m. – 5 p.m.
Hyatt Regency McCormick Place – CC21

Kathy Ridley
kridley@isds.org
P.O. Box 376
Springfield, IL 62705
217.525.1406

INDEX

Indiana University School of Dentistry Alumni Association

RECEPTION

Friday, Feb. 24
5 – 6:30 p.m.
Hyatt Regency McCormick Place – CC12B

Karen Jones
kdeery@iupui.edu
301 University Blvd.
Suite 1031
Indianapolis, IN 46202
317.274.8959

University of Iowa Dental College of Dentistry

RECEPTION

Friday, Feb. 24
5:30 – 7:30 p.m.
Grenzebach Glier and Associates
401 N. Michigan Ave., Suite 2800

Penni Ryan
penni-ryan@uiowa.edu
348 Dental Science N.
University of Iowa College of Dentistry
College of Dentistry
Iowa City, IA 52242
319.335.7166

Northwestern University Dental School Midwinter Alumni

RECEPTION

Friday, Feb. 24
5 – 7 p.m.
Hard Rock Hotel Chicago
Hamer Room
230 N. Michigan Ave.

Adrian Codel, DDS
nuds@alumni.northwestern.edu
312.217.9630

Wisconsin Breakfast Reception

Friday, Feb. 24
7 – 9 a.m.
Foyer outside W375E

Lisa Girardi
lgirardi@cds.org

AD INDEX

Accident Fund Insurance Company of America	26
ACOA Ltd.	5
Affordable Dentures	Cover 3
AFTCO	17
APEX Design Build	17
Chicago Dental Broker	Cover 2, 128
Delta Dental of Illinois	6
Manus Dental	120
National Practice Transitions, LLC	121
Office Anesthesiology and Dental Consultants, PC	127
Shofu Dental Corp.	2
Siegel Construction	11
TDIC, The Dentists Insurance Company	Cover 4
Wells Fargo Practice Finance	26



MEETING PLACE



CHICAGO DENTAL SOCIETY | 2017 MIDWINTER MEETING

MEETING PLACE

November

1: Kenwood/Hyde Park Branch

Rand Harlow, DDS: Achieving Optimal Implant Treatment Outcomes Through Soft Tissue Management and Digital Technology. Hyatt Place Chicago – South/University Medical Center, 5225 S. Harper Ave., Chicago. Cocktails: 6:30 p.m.; Dinner and Program: 7 p.m. Contact: Sherece Thompson, 773.238.9777 or sthompsondds@sbcglobal.net.

1: North Suburban Branch

Mariusz Wrzosek, DMD, MD: The Clot Thickens: Anticoagulant Therapy Update. Exmoor Country Club, 700 Vine Ave., Highland Park. Cocktails: 6 p.m.; Dinner: 6:45 p.m.; Program: 7:45 p.m. Contact: Yendis Gibson, 847.971.8836 or gibsonyl@sbcglobal.net.

1: Northwest Side Branch

Larry Williams, DDS: Geriatric Dentistry Treatment Planning and Care. Gene & Georgetti Rosemont, 9421 W. Higgins Rd., Rosemont. Cocktails: 6:30 p.m.; Dinner and Program: 7 p.m. Contact: Vitaliy Shvets, 773.744.5394 or vitshvets@gmail.com.

2: Chicago Dental Society

Regional Meeting. Ron Kaminer, DDS: Current Concepts in Minimally Invasive Dentistry. Drury Lane, 100 Drury Lane, Oakbrook Terrace. 9 a.m.-2:30 p.m. 5 CE hours. Information and registration at www.cds.org.

4: Academy of General Dentistry – Chicago

John Flucke, DDS: Predictable Low Stress Endodontics for the General Practitioner. Ditka's Restaurant, 2 Mid America Plaza, #100, Oakbrook Terrace. 8 a.m.-4 p.m. 7 CE hours. AGD dentist \$150. Non-AGD \$225. \$400 Season's Pass AGD members (4 classes). Register at ILAGD.org. Contact person, Kate Limardi, klimardi@gmail.com.

6: Chicago Dental Society

Installation of 2017 CDS Officers, The Ritz Carlton Chicago, 160 E. Pearson St., Chicago. Welcome reception: 6:15 p.m.; Installation: 7 p.m.; Dessert Reception: 8 p.m.

8: Englewood Branch

George Mandelaris, DDS, MS, and Brad DeGroot, DDS, MS: Surgically Facilitated Orthodontics. Louie's Chophouse, 4642 W. 103rd St., Oak Lawn. Cocktails: 6 p.m.; Dinner and Program: 7 p.m. Contact: Ammar Adam, 708.799.2550 or ammar_adam@hotmail.com.

8: West Side Branch

Clark Stanford, DDS; Dean, University of Illinois at Chicago College of Dentistry: Evaluation, Management and Risk Factor Assessment of Complex Patient Needs for Oral Rehab. Barclay's American Grille at the Carleton of Oak Park, 1120 Pleasant St., Oak Park. Cocktails: 6 p.m.; Dinner and Program: 7 p.m. Contact: George Barsa, 845.664.2256 or confidentsmiles3190@gmail.com.

8: West Suburban Branch

Andrew Hinrichs, CPA: Dentistry by the Numbers. Maggiano's Little Italy, 1847 Freedom Dr., Naperville. Cocktails: 6 p.m.; Dinner: 7 p.m.; Program: 7:30 p.m. Contact: Alex Figueroa, 847.922.7239 or alexfigueroadmd@gmail.com.

9: Chicago Medical Society

OSHA Training Workshop. 9:30 a.m. - noon, Presence St. Francis Hospital. 355 Ridge Ave., Evanston. Register online at on.cds.org/osha.

13: West Side Branch

New Dentist Event. Cold Sushi and Warm Conversation – Career Advice Discussion with Experienced Practitioners. Sushi House Oak Park, 1107 Lake St., Oak Park; beginning at 2 p.m. Attendees must RSVP by Nov. 6 to Michael Tauber, michaeltauber@sbcglobal.net.

15: North Side Branch

Joshua Blomgren, DO, and Mario Cruz, ATC, PT, DPT, SCS: Sports-related Concussion Diagnosis and Management. McCormick and Schmick's, 4999 Old Orchard Shopping Center, Skokie. Cocktails: 6 p.m.; Dinner: 7 p.m.; Program: 8 p.m. Contact: Joshua Ries, 773.244.1933 or joshua.ries@gmail.com.

15: Northwest Suburban Branch

Staff Night. James Willey, DDS, MBA: The State of the Dental Market: Outlook 2017 – Information on Dental Care Spending, Utilization, Barriers, Benefits, Earnings and Workload. Meridian Banquets, 1701 Algonquin Rd., Rolling Meadows. Cocktails: 6 p.m.; Dinner: 7 p.m.; Program: 8 p.m. Contact: Joseph Baldassano, 847.359.6979 or baldassano-endo@att.net.

15: South Suburban Branch

Stephen Juriga, DVM: Veterinary Dentistry. Olympia Fields Country Club, 2800 Country Club Dr., Olympia Fields. Cocktails: 6 p.m.; Dinner: 7 p.m.; Program: 8 p.m. Contact: William Earley, 708.301.2220 or wtearley@att.net.

December

6: Kenwood/Hyde Park Branch

William Maher, DDS: Comprehensive Medical Review: A Guide to Detection of Significant Pharmacological Problems and Practice. Hyatt Place Chicago – South/University Medical Center, 5225 S. Harper Ave., Chicago. Cocktails: 6:30 p.m.; Dinner and Program: 7 p.m. Contact: Sherece Thompson, 773.238.9777 or sthompsondds@sbcglobal.net.

6: North Suburban Branch

Timothy Halligan, DMD: Medical Mythbusters: Is What You Learned in Dental School Still True? Exmoor Country Club, 700 Vine Ave., Highland Park. Cocktails: 6 p.m.; Dinner: 6:45 p.m.; Program: 7:45 p.m. Contact: Yendis Gibson, 847.971.8836 or gibsonyl@sbcglobal.net.

6: Northwest Side Branch

Holiday Party. Rivers Casino – The Cube, 3000 S. River Rd., Des Plaines. Cocktails: 6:30 p.m.; Dinner and Program: 7 p.m. Contact: Vitaliy Shvets, 773.744.5394 or vitshvets@gmail.com.

8: Englewood Branch

Christmas Brunch. Brookfield Zoo, White Oak Room, 8400 W. 31st St., Brookfield. 11 a.m. Contact: Ammar Adam, 708.799.2550 or ammar_adam@hotmail.com.

13: West Side Branch

Satish Alapati, DDS, PhD: Bioactive Root Canal Sealers – A Review. Barclay's American Grille at the Carleton of Oak Park, 1120 Pleasant St., Oak Park. Cocktails: 6 p.m.; Dinner and Program: 7 p.m. Contact: George Barsa, 845.664.2256 or confidentsmiles3190@gmail.com.

CLASSIFIEDS



DEADLINES

December	November 9, 2016
January/February	December 14, 2016
March/April	February 15, 2017
May/June	April 11, 2017
July/August	June 13, 2017
September/October	August 10, 2017
November	September 21, 2017

All advertisements, changes and extensions must be submitted in writing. No ads, changes or confirmations will be taken by phone. Although every effort is made to place ads received after the deadline in a specific issue, we cannot guarantee that late advertising will appear in the issue requested. The ad will appear in the following issue. Ads are charged by the word, not letter or character. Submit your ad using the complete word. Do not assume everyone knows what your abbreviation means. All ad content is subject to editing and approval by CDS.

PAYMENT

Advance payment must accompany your ad. Make checks payable to Chicago Dental Society.

NOTICE

The additional word rate increases to \$4 for every additional word after the first 30 in Standard Classified and Premium Standard Classified ads with the January/February 2017 issue. The rate takes effect November 10.

RATES

Standard Classified: \$95 for the first 30 words plus \$3 for each additional word.

Display Classified: \$115 per column inch. Minimum ad size is one column inch.

Premium Standard Classified: \$105 for the first 30 words plus \$3 per each additional word.

Member discount: CDS members are entitled to a 10 percent discount. Your CDS membership number must be provided as proof of membership when placing the classified ad to qualify.

Changes or edits to ads: \$10 per ad for any edit or change that an advertiser asks CDS to make prior to the ad's expiration.

RESTRICTIONS

For Sale ads: Dental practices listed for sale within this section of the CDS Review are limited to practices that are being sold either by a dentist or a management company hired by the dentist to sell the practice. Ads from all others may not be accepted.

Disclaimer: Although CDS believes that advertisements published in the CDS Review are from reputable sources, CDS neither investigates the offers nor assumes responsibility for them. CDS reserves the right to edit, decline, accept and withdraw advertisements at its discretion.

CLASSIFIEDS

Miscellaneous

ORDER school excusal forms for your student-age patients. CDS sells packages of 250 blue forms at a cost of \$15.95 per package (includes shipping). Order online with American Express, Mastercard or Visa at www.cds.org.

For Rent

SPACE FOR RENT: 1,600+ square-foot dental office plus additional storage space in Crystal Lake/College Hill professional building. Four operatories, lab, sterilization, patient bathroom, private office, reception room, staff lounge with private bathroom. Available Feb. 1. For more information and photos call 815.354.8774 or email peddds@comcast.net.

PRACTICE-READY SPACE AVAILABLE: Bloomingdale. Office and operatories are equipped. A dozen general dentists and specialists in this long-thriving and successful location. 183 S. Bloomingdale Rd. Pedodontist, orthodontist or endodontist also desired. Contact Ryan: 630.301.2999 or email ryan@complexmgmt.com.

DENTAL OFFICE FOR RENT – Chicago: 55th and Narragansett. Three ops, sterilization area, business office, reception, small lab, two additional rooms. 1,150 square feet. Shared parking lot. \$2,300 per month that includes all utilities except telephone and cable. Can be viewed now, but occupancy in October. Email Jim at swi6508@att.net with your name, phone number and convenient call time.

MODERN DENTAL OFFICE in busy area of Lincoln Park for rent. If interested please contact Melisa at 773.386.2503.

Space Sharing

BEAUTIFUL OFFICE LOCATION IN PARK RIDGE: Ideal, turnkey. Come join this great environment to practice what we love. Call 847.525.5500 direct for more information and availability.

SPACE SHARING: Fully equipped dental office (four operatories) in the very accessible location is available three days a week (Thursday, Friday, Saturday). 9933 Lawler Ave., Suite 501, Skokie, IL 60062. 847.329.9858. drdumanis@gmail.com.

SPACE SHARING IN SKOKIE: Up to three operatories. Beautiful new office, exceptional building, newer equipment. Great location near expressway (Touhy), shopping. Ample parking. You/Your patients deserve an upgrade. Email smds@comcast.net.

SPACE SHARING: 30 N. Michigan Ave. office with six fully equipped operatories facing The Bean and lake. Share space, start practice or merge. Please call office manager at 312.346.5661.

DOWNTOWN DENAL OFFICE AVAILABLE for endodontist: Downtown specialist looking to share his office with an endodontist. Beautiful four-operator office in the Loop. Available two to three days a week. Please call 312.346.0710.

Looking to Purchase

DENTAL OFFICE: Looking to purchase dental office preferably with real estate from owner. If you need to sell email herrmannndental@gmail.com.

For Sale by Broker

HENRY SCHEIN PROFESSIONAL PRACTICE Transitions: Contact Al Brown, 630.781.2176, al.brown@henryschein.com.

CHICAGO, BEVERLY: Doctor retiring from established four-op practice on very busy Western Avenue with building in desired Beverly neighborhood. Doctor producing \$560,000+ annually on 30 hours in typical week. #IL117.

MCHENRY COUNTY: Great opportunity. Mature 100 percent fee-for-service GP practice with four ops. Grossing over \$400,000 on three-and-a-half days a week. All specialty services referred. Fully staffed. Seller owns building. 100 percent financing available. Call for more information. Bruce Lowy, 847.677.6000.

TWO STORY BUILDING: WESTCHESTER, Cermak Road for sale or possible lease. Former dental office with three plumbed operatories, reception area, front desk, private office, lab, sterilization and room for a Panorex. Second floor has a two bedroom/two bathroom apartment with fireplace. Prime, high-traffic location. Call/text seller/broker 630.618.7672 or jpalatinus@ilep.com for further information.

WHEELING: Established 25 year GP practice. Mixed PPO and private. Four treatment rooms. Netting \$126,000 on three-day week. Owner relocating out of state. Call Bruce Lowy, 847.677.6000, for confidential information.

ADS MIDWEST – Endorsed by Illinois and Missouri State Dental Societies. Stop by and see us at Midwinter Booth #2605 or one of several Midwinter CE programs Contact Peter J. Ackerman, CPA, CVA, at 312.240.9595, peter@adsmidwest.com or adsmidwest.com. SELLERS NEEDED. Never has the market been stronger! Call for a free consultation if you are considering a transition or sale!

ENDO: Desirable western suburb, \$1.3 million, five ops room to grow. Priced to sell!

CHICAGO, LOOP: \$1.2 million, four ops with room. Seller would stay.

OAK LAWN: Six-op condo, \$280,000. Great starter.

ORLAND PARK: Two ops with room to expand, \$335,000. Building available.

SOUTH SUBURB: Sold!

SOUTH SUBURB: Sold!

FAR SOUTHWEST SUBURB: \$1 million. Sold!

NAPERVILLE: \$300,000, FFS/PPO. Two ops with room to expand. Retiring dentist.

WEST SUBURB: Sold!

WEST SUBURB: \$2 million, \$1 million net, FFS.

Six ops, paperless, cone beam.

WEST SUBURB: \$210,000, FFS, great "merger" practice

NORTHWEST SUBURB: \$400,000+, FFS.

Beautiful office, free-standing building for sale with practice.

BUFFALO GROVE: \$350,000+, FFS. Two ops with room to expand.

PROSPECT HEIGHTS: \$250,000, four ops, 2,000 square feet in a busy strip center. Must sell now!

CLASSIFIEDS

CHICAGO PRACTICE SALES: 773.502.6000 or www.chicagopracticesale.com. Found a practice to buy through a broker or for sale by owner? Need help evaluating the opportunity? Lean more at www.dentalduediligence.com. Visit us at the Midwinter Dental Meeting in Booths 1714 and 1715!

NEW: South Elgin, Chicago Lakeview COMING: Chicago Midway, Naperville ILLINOIS PRACTICES FOR SALE:

CHICAGO, NORWOOD PARK AREA: Under contract! Three ops complete, expandable to six. FFS with a few PPO contracts. Building available. Collections: \$500,000.

CHICAGO, BRIGHTON PARK: Five ops, fully equipped, two additional ops plumbed. Stand-alone building with a private parking lot and a big LED sign. Gross sales: \$950,000. Building for sale.

CHICAGO, LAKEVIEW – NEW! Five ops, fully equipped with high-end Adec equipment in a beautiful newer build. Office is at street level with big windows, signage, and heavy foot traffic! FFS and PPO. Beautiful and modern! Collections: \$1 million.

CHICAGO, MIDWAY: Data pending. Call for details!

CRYSTAL LAKE: Sold!

CHICAGO: Sold!

ELMWOOD PARK: New! Three ops on a busy street. Stylish, updated build with windows in the ops. Rear parking lot and street parking. Collections: \$220,000. 100% FFS. Low overhead! Great starter or second office!

FAR NORTHWEST SUBURBS: Newly renovated stand-alone dental building for sale. Great price. Move-in ready!

GLENVIEW: Sold!

MOUNT PROSPECT: Under contract!

NAPERVILLE: Under contract!

NAPERVILLE: Four ops at street level. Collections: \$380,000. FFS and PPO. Great opportunity to locate in desirable Naperville.

NAPERVILLE: Coming soon!

SOUTH ELGIN: New! Four ops, fully equipped with Adec and two more plumbed and ready for equipment. Strip center location with windows in two ops. Panorex and digital X-rays. Collections \$600,000.

WHEELING: Four ops in a beautiful, new stand-alone building, expandable. Collections: \$1 million. Newer build-out and equipment. Building available for purchase.

WESTMONT: New! Two ops in a strip center. Plenty of parking! Collections: \$350,000. Turnkey and ready to go!

CHICAGO DENTAL BROKER: Call now for details. Many new and also private sales. Dr. Rob Uhland 847.814.4149. The only dental brokerage locally owned and operated by a dentist and CDS member. www.chicagodentalbroker.net.

FEATURED LISTINGS:

ROCKFORD JEWEL: Grossing nearly \$3 million. One-of-a-kind. Call for more amazing details!

NORTHWEST SUBURBAN PRACTICES:

- Three-op powerhouse doing \$625,000! Transition available.
- New five-op practice, \$20,000 on 3.5 days/week. HUGE upside.
- Two-op starter. Low overhead. Grossing \$250,000. Make an offer!

WEST SUBURBAN PRACTICE: Three-op starter. Beautiful with real estate. Great price!

NORTHWEST SUBURBAN PRACTICE: Starter/Chart sale. 4 ops doing \$200,000 in collections. 250+ patients.

ORTHO PRACTICE: Call me!

SOUTHWEST SUBURBAN PRACTICE: Three ops, \$550,000 with low overhead. Money maker!

WEST SUBURBAN PRACTICE: Four ops, \$550,000 – half of revenue from hygiene. Won't last!

NORTHWEST SUBURBAN PRACTICE: All fee-for-service. \$700,000+. High-quality dentistry. Real estate also available.

OFFICE SHARE/BUY-IN: North Shore. Existing practices only. Call for details! Many more coming!

For Sale by Owner

BUILD-OUT IN GLENVIEW: Three spacious equipped operatories, 1,600 square feet. X-ray and Gendex Pano. For sale \$40,000. Great traffic, low rent. 224.595.8888.

DOWNTOWN CHICAGO, SOUTH LOOP: Great opportunity. Mature 100 percent fee-for-service GP practice with three ops on busy street. Tremendous location in vibrant South Loop. Loyal patient base. Grossing \$400,000 on three day work week. Low overhead, high net. Doctor retiring or will help with transition as needed. Growth potential to \$75,000 for doctor expanding to four or five days a week. Fully staffed. Seller owns building. Email southloop987@gmail.com.

DOLTON/CALUMET CITY/SOUTH HOLLAND practice for sale: Five ops, fully digital, Schick 33, Pan. Remodeled and new equipment in 2012. 2015 collection \$660,000 on three days per week. Mix of PPO and Pa. Dentist relocating. Asking \$520,000. practiceforsaleillinois@gmail.com.

2D PAN FOR SALE: Instrumentarium OP30. Low miles. Excellent condition. Used two days per week for one year. Upgraded to CT. Brand new sells for \$30,000. Asking \$25,000. Call 847.849.6371 or email teethdr05@gmail.com.

OUTSTANDING PRACTICE FOR SALE: Long-established general practice in the northwestern suburbs grossing over one million dollars annually. Selling doctor will stay to introduce patients. This gem will not be on the market long. Interested parties should contact nwdentistry@aol.com.

GLENVIEW: Great starter office. Great location. \$85,000 at two-and-a-half days. Two ops, lab, professional building. Giving it away. Email lakeshoredental7428@gmail.com.

NORTHBROOK DENTAL OFFICE CLOSED – everything must go! Diagnodent, four individual nitrous systems, intraoral cameras, Ultravac, lab equipment, Henry Schein lathe and shield, cordless curing light, oxygen gages, dual vacuum, Panorex, chairs/units, X-ray heads/lead shields, amalgamators, hand pieces/instruments, Cavitrons, supplies, French door and more. Call 847.962.8884 for appointment. Hurry, all will go fast. Serious inquires only please.

Positions Wanted

IMPLANT DENTIST: Experienced GP available to place dental implants at your office on as need basis. IV-trained and has done more than 200 complex All-on-Four cases. Inquire at dentist224@hotmail.com.

CLASSIFIEDS

Opportunities

ORAL SURGERY AND ENDODONTIST: Associates wanted. Excellent opportunity to join an established multi-specialty practice with offices in Chicago and southwest Chicago suburbs. The right candidate will enjoy a guaranteed lucrative compensation package plus bonus, malpractice, 401(k) and health insurance. You will work out of both locations giving you an opportunity to develop advanced diagnostic and treatment skills while growing professionally. Email résumé for consideration to mandy8jones@gmail.com.

GENERAL DENTIST: Looking for part-time/full-time experienced dentist to join our successful practice. This is a great opportunity in a modern facility with a wonderful experienced staff. GPR preferred. Must be comfortable with children. Days negotiable. Please email CV to dentalclinic2009@hotmail.com.

PART-TIME DENTAL ASSISTANT WANTED: Part-time dental assistant wanted for multi-location practice. Expanded functions. Eaglesoft experience a plus. Possibility for full-time in future. Please email resume to smilecentermail@gmail.com or call 312.440.4909.

ASSOCIATE POSITION: Full-/part-time endodontist needed for a busy Bucktown endodontics practice. Located near I-90/94 (Armitage exit). We are currently open six days a week. Please submit résumé to office@bucktownendo.com.

PEDIATRIC DENTIST AND PERIODONTIST needed for multi-location group practices. Please email résumé to fadiaqel4@gmail.com.

PEDIATRIC DENTIST: Unique opportunity to practice independently in a state-of-the-art facility. Great location in the western suburbs. Excellent support structure. Will entertain partnership. opdentaljob@yahoo.com.

DENTIST OR ORAL SURGEON WANTED for West Town located dental group treating management problem patients and those needing oral surgery with IV sedation and general anesthesia. Busy practice with statewide referral base. We accept most insurances, including managed care plans and Medicaid. If you have an interest in treating a highly underserved community as well as excellent compensation, please send your CV to Nidza at toothgroup@comcast.net.

PART-TIME OR FULL-TIME DENTISTS needed for a Chicago dental office. Convenient location in the city. Base salary or percentage of productivity. Please email résumé to aqel4@msn.com.

FLEXIBLE LOCUM TENENS OPPORTUNITY: Midwest Dental is seeking experienced dentists to fill daily/weekly/monthly locum tenens needs to cover leaves and extended vacations. Perfect for dentists wanting to pick up extra hours. We offer competitive pay and give you complete freedom to work as many locum sessions as you'd like. May involve travel with overnight stays. Typically includes 32-36 hours per week when needed. Opportunities are available at practices across the country. Contact Kayla Waller at 612.214.5119 or kwaller@midwest-dental.com.

ENDODONTIST OR ENDO RESIDENT needed one day a month at south side Chicago location. Please email résumé to fadiaqel4@gmail.com.

LA CROSSE, WI: RLJ Dental is looking for a patient care driven dentist who values patient relationships. Our practice philosophy focuses on patient care and letting dentist be dentists. We have modern facilities with state-of-the-art material and equipment. Our experience and professional staff create a wonderful environment. We are offering an excellent salary and executive benefit package with a signing bonus and ownership opportunities. This is a full-time general dentist opportunity, available immediately. Please send resume to mdavis@rljdental.com.

GENERAL DENTIST NEEDED: Established and growing practices in South Plainfield and Naperville in need for an associate. Fun loving team. All new equipment. Please email resume to raunakp1@yahoo.com.



OUR PRACTICE IS LOOKING TO GROW!

LOOKING TO RETIRE OR SELL?

Manus would like to talk to you about purchasing your practice. Our goal is to see that you are financially rewarded for all your years of hard work, while simultaneously ensuring a smooth transition for your staff and your patients.

NOT READY TO RETIRE OR SELL?

At Manus, we are looking for doctors who want to continue building upon their success by joining one of the Manus Dental practices. We can provide you with practice management support and facilities; and you can continue to own and grow your patient base.

Top Quality Clinical Care • The Highest Professional Standards • Rewarding Work/Life Balance

manusdental.com

IMMEDIATE OPPORTUNITIES FOR DOCTORS CURRENTLY PRACTICING
IN RIVER NORTH/GOLD COAST, HYDE PARK & YORKVILLE.





Contact us at careers2@manushealth.com or call Skip Heizer at 847.283.8700 ext 200

CLASSIFIEDS

ASSOCIATE DENTIST: General practice in Andersonville, Chicago, is in need of part-time general dentist. Flexible days available. High-income potential. Fully computerized, PPO office. New graduates welcome. Please contact Mr. Alexan at 312.671.3375. Email your résumé to youbertalexan@att.net.

GENERAL DENTIST NEEDED: Part-/full-time general dentist opportunity available in Champaign-Urbana area. Recent graduate is welcomed to apply. Email CV to cidentalcare@gmail.com.

EXPERIENCED GENERAL DENTIST needed part-time in Arlington Heights private practice. At least two days per week, including two Saturdays per month 8 a.m. to 12 p.m. Beautiful office with modern equipment and dedicated staff. Candidate must have strong clinical skills and personable manner. This position could definitely lead to full-time with opportunity for equity. Fee-for-service and two PPO. Email résumé to teeth1000@yahoo.com.

GREAT DENTISTS WANTED: Signing bonus. Midwest Dental is seeking a great dentist to lead our Midwest Dental practice. This position offers excellent compensation and benefits, a great work-life balance and unlimited opportunity for professional development. Our support team handles the administrative details, allowing you to lead your team while focusing on dentistry. If you possess a passion for providing quality care and are looking for a rewarding career opportunity, please contact Nicole Long at 262.505.3838 or nlong@midwest-dental.com.

PROSTHODONTIST needed for multi-location group practices. Please email résumé to aqel4@msn.com.

DENTAL ASSOCIATE AURORA/JOLIET: Looking for a highly motivated associate to work in our busy practices. Practice all phases of dentistry on a diverse population base. Earn \$200,000 to \$250,000 annually. krishandental@gmail.com or 773.742.8471.

ASSOCIATE GENERAL DENTIST: Part-time leading to full-time opportunity at our completely digital busy Bolingbrook office. Established patient base with immediate production opportunity. Well trained staff and PPO/fee-for-service/Medicaid-Kids patient pool. Please send resume to dentalpointe@gmail.com.

GENERAL DENTIST FULL-TIME opportunity: West Chicago including benefits, medical, 401(k) and more as employee. Large patient base PA/PPO/fee-for-service needing providers in a brand new office. Send resume to elizabeth.reiser@sfdchicago.com.

ASSOCIATE DENTIST: Far west suburbs, St. Charles. Established office looking for full-time associate. We have great patients, experienced staff, technology, modern office. We are looking for someone who is willing to work hard and become a part of the community. Future ownership opportunity. Contact openwydr@earthlink.net.



NATIONAL PRACTICE TRANSITIONSSM



Practice Appraisals & Sales



Pre-Transition Consulting



Associate Placement



Practice Protection Plan

NPT's FREE PRACTICE PROTECTION PLAN (PPP)



In general, following the unexpected death or disability of a dentist, practice value immediately begins to decline approximately 25% per month until a transition occurs. Unfortunately though, it could be weeks before a grieving loved one contacts the appropriate professionals to begin the search; and then additional weeks if not months before a proper transition is completed. By then, the practice could have little to no value remaining.

Gain Peace Of Mind Knowing Your Practice & Family Are Protected. Contact us today for more details or to begin the process, or visit www.nptdental.com/protect!!



- ◆ Free Practice Appraisal & Legal Drafts
- ◆ Face-To-Face Consultations & Practice Showings
- ◆ Structuring of Sale to Minimize Tax Liability
- ◆ No Up-Front Fees & Only Paid if Successful
- ◆ Founded & Owned by Two Successful Attorneys
- ◆ Single Representation- Not Dual Rep

Monica Henley
Regional Representative

LOCAL: 312-549-9720, X234
TOLL FREE: 877-365-6786, X234

M.HENLEY@NPTDENTAL.COM
WWW.NPTDENTAL.COM

CLASSIFIEDS

Associate Dentist POSITION WITH PARTNERSHIP TRACK

We are seeking a motivated and enthusiastic dentist to join our state-of-the-art facility located in a high-traffic area, in Rockford. We are a full-service dental practice offering comprehensive dental care. New graduates are welcome to apply. Visa sponsorship. Sign on bonus of \$10,000. Guaranteed base pay with profit sharing immediately. Partnership track after two year of employment. Benefits: Health Insurance, Malpractice Insurance, three weeks vacation, stipend for CE, dental coverage for associates and immediate family members. If you want to have ownership in your practice, look no further.

Contact Macy at 815.901.1044 or email CV to manager@idcrockford.com.

ORAL SURGEON WANTED- FULL TIME:

Seeking a full-time oral surgeon to join our multi-specialty dental group in Chicagoland. You will be the second full-time surgeon to join our team. Earn a percentage of collections with a \$400,000 per year guarantee. Benefits include health insurance, 401(k) match, malpractice insurance and more. Please email résumé to chicagoomfs@gmail.com.

GENERAL DENTIST NEEDED: Busy, multi-specialty dental office located in Skokie is looking for a general dentist with at least two years of experience to work three to four days a week. Email agnes.oldercharddentalgroup@gmail.com.

PART-TIME ASSOCIATE: Are you working? Do you have a day off? Why not make more money working on your day off than your regular job. Break the monotony and come explore the income potential with us as our busy office located less than 30 minutes west of Schaumburg, Barrington, Hoffman Estates and Elgin area, right off of I-90 west, is looking for a part-time general dentist. Paid malpractice, signing bonus, retention bonus with the completion of each year anniversary. We pay higher than industry standard on production or a guaranteed base salary of \$750 per day whichever is higher. Email bestparttimeopportunity@gmail.com.

ASSOCIATE DENTIST

A multi-location dental practice seeks part-time/full-time dentist. We provide all types of services. A great opportunity for new graduates to gain quick experience, but experience is appreciated. Locations in Chicago, Des Plaines and Arlington Heights.

Email dentalvue@gmail.com.

ORAL SURGEON ASSOCIATE POSITION

Oral surgeon wanted for a busy two location practices in Chicago. Looking for a person with strong work ethic and self-starter. Will teach person all aspects of private practice. Early partnership track will be offered to candidate based on experience. Ownership through tenureship. This position is open to final year residents or currently practicing oral surgeons.

Call 312.953.5614 with all inquiries.

GP IN CHICAGO – FULL-/PART-TIME: We are an office located in Chicago. 50 percent PPO, 50 percent Medicaid. Full service office, ortho, peds, implant in-house. Please email your resume to info.gdpc@gmail.com.

DENTAL ASSOCIATE/PARTNER WANTED:

Experienced general dentist needed for partnership in our Wood Dale private practice. Minutes from O'Hare, beautiful, digital office with modern equipment. Candidate must have strong clinical skills and two years experience in all aspects of general dentistry. Great opportunity for right person. Email résumé to rp315@yahoo.com.

FULL-TIME DENTIST WANTED – Chicagoland offices: Gain tons of experience while treating a mixture of cash/PPO/Medicaid patients (no HMO). We see everyone from seniors who need surgical extractions to kids who need comprehensive care and everyone in between. Hit the ground running without waiting to build your own clientele. We help train new dentists. Malpractice insurance paid. Recent graduates welcomed. Please email résumé to manager@allstardentalclinic.com.

PERIODONTIST

Very well-established general/implant/esthetic practice in Hyde Park seeks out a periodontist. One to two days per week.

Please email me at loukauf@gmail.com or call my cell at 708.217.2175.

Looking forward to speaking with you.

We are the practice you've been waiting for

We are a group of highly skilled dental professionals looking to expand our team. We are a well-established, fee-for-service, south suburban, state-of-the-art dental practice that is expanding to meet the needs of our patients and community. We are seeking exceptional general dentists, orthodontists and pediatric dentists that are interested in joining a team that is a proven winner.

Please reply along with your resume to ddsjob456@gmail.com.

ORTHODONTIC ASSISTANT NEEDED to expand services. Start small, but can grow. Please send résumé to chicagodentalbroker@gmail.com.

FOND DU LAC, WI: RLJ Dental is looking for a patient care driven dentist who values patient relationships. Our practice philosophy focuses on patient care and letting dentist be dentists. We have modern facilities with state-of-the-art material and equipment. Our experience and professional staff create a wonderful environment. We are offering an excellent salary and executive benefit package with a signing bonus and ownership opportunities. This is a full-time general dentist opportunity, available immediately. Please send resume to mdavis@rljdental.com.

ORTHODONTIST NEEDED: Skilled and friendly orthodontist needed immediately for our Joliet location. Flexible schedule and great compensation. Please email resume to ivorydentaldocs@gmail.com.

CLASSIFIEDS

DENTAL DREAMS is actively seeking motivated, quality-oriented associate dentists for our offices in Chicago, IL and surrounding suburbs. We provide the ultimate in quality general dentistry to the entire family in a modern, technologically advanced setting with experienced support staff. Our highly valued associates enjoy top tier compensation. Compensation includes: Sign-on bonus up to \$30,000. Average compensation of full-time dentists in excess of \$220,000 per annum. Guaranteed base pay. Clinical Practice includes: Complete autonomy over treatment planning. Mentoring by top rated, experienced clinicians. Benefits include: health insurance, malpractice insurance, three weeks' vacation, continuing education, relocation expenses, Visa and permanent residency sponsorship, and dental coverage for associates and immediate family members. Make Dental Dreams a reality for you. Please contact us to learn more about rewarding associate dentist opportunities with Dental Dreams. We offer full-time, part-time and Saturday-only schedules. Phone: 312.274.4598. Email: recruiting@dentaldreams.com. Website: www.dentaldreams.com.

GENERAL DENTIST/SPECIALIST: Our nine operatory, multi-specialty and general dental group practice, located in downtown Chicago's loop, is seeking a general dentist/specialist to join and merge their practice with our group or stay independent and space share within our office. Retirees outside their covenant not to compete boundary are welcome as well. Cross referrals within our practice is available and standard. One of our senior dentists has retired and we now have chair-time and space to accommodate another dentist. Our practice was initially started in 1911 and is well-established. State-of-the-art equipment. Computers and monitors throughout the office. Please call our office manager, Shanta at 312.922.9595.

QUALITY CONTROL: Auditor Dentist with experience needed for clinical quality control at a company of 12 offices in the Chicago area. Please email resume to aqel4@msn.com.

PART-TIME/FULL-TIME GENERAL DENTIST: Busy south side office has positions available. Full staff, digital, great location. \$60 per hour and production bonus. 773.493.4937. Email resume to sidwjjobs@gmail.com.

NEENAH, WI: RLJ Dental is looking for a patient care driven dentist who values patient relationships. Our practice philosophy focuses on patient care and letting dentist be dentists. We have modern facilities with state-of-the-art material and equipment. Our experience and professional staff create a wonderful environment. We are offering an excellent salary and executive benefit package with a signing bonus and ownership opportunities. This is a full-time general dentist opportunity, available immediately. Please send resume to mdavis@rljdental.com.

GENERAL DENTIST: Family Dental Care. Full- or part-time. Several of our associates have become partners. Come and talk to them. Very high income potential. Specialists on staff. Currently four locations and growing. 95 percent fee-for-service. No Public Aid. 773.978.7801 (ask for Laura) or email personnel@familydentalcare.com. familydentalcare.com.

GREAT DENTIST WANTED – SIGN-ON bonus available- LaGrange, IN: Midwest Dental supports great local dentists. Our culture of joy sets us apart from other dental organizations. Joy leads to better care, better ideas, better outcome and rewarding careers. Whether you are fresh out of school, a seasoned veteran or anywhere in-between, we match you with practice opportunities that meet your long-term goals while supporting you along the way. Great benefits: Signing bonus, guaranteed salary, partnerships, profit sharing, work/life balance, practice leadership, enhanced learning, administrative support. Education requirements: doctorate of dental surgery (DDS) or doctorate of dental medicine (DMD) required. Please contact Brad Smith at 715.590.2467 or email bsmith@mymeritdental.com. Visit our website www.midwest-dental.com/great-dentists.

FAMILY RUN AND OPERATED dental practices with a strong business model looking for general dentists. Full-time and part-time opportunities available. We offer state-of-the-art equipment, wide array of materials, highly trained staff and loyal patients. Excellent compensation and benefits available along with buy-in opportunities. New graduates welcome. Positions available in Chicago and southwest suburbs. Send resume to drstng@aol.com.

SMILE LEE FACES DENTAL PRACTICE: Has open positions for a general, a pediatric and an orthodontist specialist to join our well-established practice located in the Brighton Park area. The candidate we are looking for should be able to perform the following skills: comfortable seeing kids of all ages, possess good chair side manners, takes Medicaid patients for Kids Only and accepts PPO for adults. If interested please contact us via email or phone to schedule an interview at smileleefaces@att.net or 773.376.9999. You may also fax your resume to 773.376.9597.

GENERAL DENTIST NEEDED: Wonderful clinic in Wheeling looking for a compassionate dentist for a part-time (Friday, Saturday) position. We have a phenomenal staff support and excellent multicultural patient base. We are a fee-for-service, PPO and Medicaid practice. Doctor must be enrolled or credentialed with PPO and Medicaid dental plans. Comfortable seeing patients of all ages including kids and seniors. Excellent chairside manner and be willing to focus on patient education. Pay on per diem and CE annual allowance. Email resume to onedentalcareer@yahoo.com.

ORAL MAXILLOFACIAL SURGEON needed part-time, one or two days per week. Rockford Dental Care, PC. is looking for an oral maxillofacial surgeon to join our established group practice in northern Illinois. We currently have six general dentists and four specialists. We are a privately owned group practice with one location. This is an excellent opportunity to join a continually growing practice with an established patient base. Compensation is negotiable. Email admin@rockforddental.net.

GREEN BAY, WI: RLJ Dental is looking for a patient care driven dentist who values patient relationships. Our practice philosophy focuses on patient care and letting dentist be dentists. We have modern facilities with state-of-the-art material and equipment. Our experience and professional staff create a wonderful environment. We are offering an excellent salary and executive benefit package with a signing bonus and ownership opportunities. This is a full-time general dentist opportunity, available immediately. Please send resume to mdavis@rljdental.com.

CLASSIFIEDS

EXCELLENT OPPORTUNITY for a highly motivated dentist to associate full-time with an established fee-for-service/PPO practice in the northwest suburbs. State-of-the-art digital equipment and a highly trained staff are in place to match your excellent clinical skills. Proficiency in molar endodontics is a plus. High-income potential. Email your résumé to eugenialf@aol.com.

PARTNERSHIP OPPORTUNITY: Sandwich, IL (located just west of the far western suburbs of Chicago). Partnership opportunity in an established, high-quality, fee-for-service dental practice. This is an exceptional opportunity and candidate must be committed to providing optimal patient care with exceptional technical skills, strong people skills and a passion for excellence. This practice has a dynamic, experienced team and a strong emphasis on CE and professional growth. Please send a letter outlining your future objective and CV to: The Sletten Group, Inc., phone: 303.699.0990, fax: 303.699.4863, email: pam@lifetransitions.com.

ASSOCIATE DENTIST: Looking for a dynamic and motivated associate dentist for our growing practice located at an ideal location in Rockford. Generous compensation package with productivity and malpractice being offered. Email oyusaf@gmail.com.

NIAGARA, WI: Northwoods Dental is looking for a great full-time associate dentist for our Niagara practice. Niagara is a quiet Wisconsin town located five miles from Iron Mountain, Michigan. Our practice is dedicated on delivering the highest level of care and is focused on our patients. Our practice is a new and modern facility with an excellent experienced staff that believes in teamwork. We are offering up to \$200,000 in tuition reimbursements, an excellent salary, executive benefit package and ownership opportunities. Please contact us and send resume to northwoodsdenal411@gmail.com.

PEDIATRIC DENTIST: Looking for part-time/full-time independent contractor pediatric dentist in a hospital-based clinic, located in Englewood community. Days negotiable. You should be enrolled with Medicaid and other HFS programs. Please email CV to dental@stbh.org.

GENERAL DENTIST PART-TIME: State-of-the-art, fast-growing west suburban practice is looking for part-time dentist (Polish speaking a plus). PPO and fee-for-service only. Great compensation. Please send resume to dentalosolution@comcast.net.

PART-TIME ORAL SURGEON NEEDED: Multi-specialty practice in Naperville is seeking an oral surgeon for Wednesday or Friday, half-days, weekly. In network with PPO/HMO. Send CV to vgroup.staffing@gmail.com.

GENERAL DENTIST: Partners in Care, LLC is seeking a full-time general dentist to work at our Elmhurst office. Our well-trained and experienced staff has the practice administration and clinical skills to complement your commitment to excellence. Established and growing patient base, dedicated employees and proven practice administration for over 30 years. Please take a moment to visit www.elmhurstdental.com, where you can view our office. Please email CV to hr@elmhurstdental.com.

ORAL SURGEON: Part-time oral surgeon wanted for well-established, state-of-the-art, multi-site group practice in the River North, West Loop, and north side Chicago. Board certified, experienced in all areas of oral and maxillofacial surgery required. Well-trained staff in place to assist. Excellent opportunity for growth and long-term position. Email CV to contact@thechicagodentalstudio.com.

ORTHODONTIST needed two to three days per week for established multi-doctor, fee-for-service, group practice located in northern Illinois. Send resume to illinoisorthodontist@yahoo.com.

GENERAL DENTIST needed for Mondays at a fully digital PPO/fee-for-service office. Position available immediately. Compensation based on production or daily minimum guarantee. Email CV to julioargueta13@gmail.com.

EXCELLENT OPPORTUNITY in western suburbs for GP or pediatric dentist. Newer state-of-the-art office catering to children with great support. Must have right personality and proficiency to provide quality care to children of all ages. PPO/fee-for-service. Email opdentaljob@yahoo.com.

ORTHODONTIST AND ORAL SURGEON needed: For a state-of-the-art digital office, in the heart of the western suburbs. High production guaranteed at this busy family practice with efficient and friendly staff. Please email your resume with contact information for immediate consideration to thefamilydentalgroup@gmail.com.

GENERAL DENTIST WANTED: General dentist full-time exciting opportunity West Chicago including benefits, medical, 401(k) and more as an employee. We have a large patient base needing more providers on our team. Email resume to elizabeth.reiser@sfdchicago.com.

GENERAL DENTIST: Full-time/part-time position for a motivated general dentist in Grayslake. Recent graduates welcome to apply and Visa sponsorships also available. Please email CV to grayslakedentist@gmail.com.

PART-TIME PERIODONTIST NEEDED: Multi-specialty practice in Naperville seeking periodontist for Tuesday or Thursday every week. In network with PPO/HMO. Need strong diagnostic skills, brilliant chairside manner. Send CV to vgroup.staffing@gmail.com.

GENERAL DENTIST FULL-/PART-TIME needed for a modern, busy, and growing practice located in Franklin Park, (by OHare) 26 to 40 minutes depending on traffic from Chicago. Excellent support and amazing environment. Email myntdentalmanagement@gmail.com.

DENTIST: Immediate position for associate part-time position in Lombard dental office. Existing and new patient ready. Technology in PerioLase, dental implants and Cerec restorations a plus. Hours are Monday and Wednesday. Please send email to picchettidental@sbcglobal.net.

PERIODONTIST AURORA/JOLIET: Looking for an experienced periodontist to perform implants for our existing patient base. Flexibility in schedule, location and compensation. Contact 773.742.8471 or krishandental@gmail.com.

DENTAL HYGIENIST NEEDED to work at different locations throughout Chicago. Please email résumé to fadiaqel4@gmail.com.

CLASSIFIEDS

ASSOCIATE DENTIST WANTED: Part-time leading to full-time. Fee-for-service practice in Downers Grove. Please fax your resume to 630.969.7723 or email to chewiswisely@hotmail.com. You may also call us at 630.969.7711.

FULL-TIME GENERAL DENTIST WANTED: South Chicago suburb. Nice, progressive family practice. Great base at \$150,000 plus percentage and profit sharing. Email fdentm@gmail.com.

ORTHODONTIC ASSISTANT/BILLING specialist needed for north and south side Chicago locations. Please email résumé to fadiaqel4@gmail.com.

ENDODONTIST – CHICAGO: Family Dental Care, www.familydentalcare.com. Seeking endodontist or endodontist resident full- or part-time. Very high income potential. Currently five locations and growing, 95 percent fee-for-service. No Public Aid. Call 773.978.7801 (ask for Laura) or email personnel@familydentalcare.com.

PART-TIME IN AURORA: Looking for associate for our modern fully digital well-established busy family practice. Please email resume to am.ngdental@gmail.com.

Services

RICHARD A. CRANE – THE DENTIST'S premier attorney: Get the high-quality, cost-effective, legal advice that dentists deserve. 30+ years representing dentists in purchases, sales and buy-ins of practices. Purchase, sale and lease of offices. Corporations, limited liability companies and start-ups. Employment and independent contractor agreements. Partnership/buy-sell agreements. Contact Rich to schedule complimentary, confidential consultation. 847.279.8521, rcrane@r-cranelaw.com, www.r-cranelaw.com.

LAW OFFICES OF DONALD A. LEVY, LTD. Representing dentists for over 20 years. Contracts, corporations, partnerships, tax returns and tax matters, estate planning, wills and trusts, real estate, business litigation. 847.568.1300.

MEDICAL WASTE DISPOSAL that is affordable, reliable and 100 percent OSHA compliant. Request a quote in 10 seconds at on.cds.org/bwsad.



DENTAL AUXILIARY PLACEMENT SERVICE, INC.

Trusted by our clients since 1989.

- Dentists
- Registered Dental Hygienists
- Chair Side Assistants
- Receptionists
- Office Managers
- Exhibitor Booth Personnel

Permanent Placement – Temporary Personnel

847.696.1988
www.daps-inc.com

Found a dental practice you want to buy?

Get A

360 Dental Practice Analysis

From The Due Diligence Experts

Financial Analysis	Dental Report Interpretation
Marketing Analysis	Accounts Receivable Review
Demographic Analysis	Staffing & Systems Analysis
Recall Analysis	Dental Chart Audit Assistance
Lease Review	Transition Planning

Wendy Pesavento (773) 502-6000
Sharon Kantor Bogetz (847) 370-9131

Visit Our New Website at
www.DentalDueDiligence.com

Find Us In Booths 1714 & 1715



Dental Start - Ups
Post-Transition Consulting
Practice Management
Marketing Consulting
Dental Due Diligence

For General Dentists and Dental Specialists
www.CuttingEdgePractice.com

Visit us in Booth 1714 & 1715
OR

Call Wendy Pesavento (773) 502-6000
Sharon Kantor Bogetz (847) 370-9131

See Our Dental Design Portfolio at
www.MidwestDentalSolutions.com

DENTISTS' ATTORNEY STEVEN H. JESSER

Affordable dentists' legal services, including practice purchases and sales, other contracting, collections, licensing and disciplinary problems. Representing practitioners since 1980.

800.424.0060 » Mobile: 847.212.5620
shj@sjesser.com » www.sjesser.com
2700 Patriot Blvd., Suite 250, Glenview, IL 6026-8021

RICHARD A. CRANE

THE DENTIST'S PREMIER ATTORNEY

Get the high-quality, cost-effective legal advice that dentists deserve.

Purchase and sale of practices. Employment, independent contractor and other contracts. Purchases, sales, leases of real estate. Corporations, limited liability companies, start-ups. Contact Rich to schedule complimentary, confidential consultation.

rccrane@r-cranelaw.com
www.r-cranelaw.com • 847.279.8521

FIND YOUR NEXT JOB, ASSOCIATE OR DENTAL PRACTICE ONLINE
CLASSIFIED ADVERTISING 24/7 WWW.CDS.ORG

LEND US A HAND

Help us recover from recent storm damage.

Give today at cdsfound.org.



The CDS Foundation Clinic needs you.

The CDS Foundation Clinic treats patients of all ages, including children. We are looking for volunteer dentists, hygienists and assistants to care for patients, as well as oral surgeons to accept referrals.

Located in Wheaton, the CDS Foundation Clinic offers free basic dental care to uninsured residents of Cook, Lake and DuPage counties whose incomes are at or below 200% of the poverty level. Our three-operatory clinic is modern and professional. All qualified patients are scheduled in advance and volunteers are matched with the patient population of their interest. All a volunteer needs is the desire to help.

COME IN AND DO WHAT YOU DO BEST – PROVIDE EXCELLENT DENTAL CARE!

To volunteer, please contact the clinic. Call 630.260.8530; Email CDS.Foundation.Clinic@gmail.com.



416 E. Roosevelt Rd., Suite 102, Wheaton, IL 60187



General Anesthesia and Sedation in Your Office
 by an Accredited Anesthesia Provider.
 Accredited by the Accreditation Association
 for Ambulatory Health Care (AAAHC)
 For Pediatric, Special Needs and Adult Patients.
 Dr. Zak Messieha a Nationally recognized Dentist
 Anesthesiologist assisted by experienced nurses.
 Adhering to nationally set standards for safety
 and quality improvement.
 PALS/ACLS Certified instructor by the American
 Heart Association.

Contact us for information
www.officeanesthesiology.com
info@officeanesthesiology.com
drzak@officeanesthesiology.com
 630-620-9199

Imagine Comfort



Dr. Zak Messieha
 Board Certified Dentist Anesthesiologist

O&D **DC**

Office Anesthesiology & Dental Consultants, PC

Accredited by the



ACCREDITATION
 ASSOCIATION
for AMBULATORY
 HEALTH CARE, INC.

Chicago Dental Broker

“THE ONLY LOCALLY OWNED DENTAL BROKERAGE THAT IS OPERATED BY A DENTIST AND CDS MEMBER.”

SELLERS: There has NEVER been a better time to sell. Prices are at All-Time Highs! Option to stay in the practice with work agreement.



FOR ALL DENTISTS IN CHICAGO!

ROCKFORD JEWEL

Grossing nearly \$3 million. One-of-a-kind. Call for more amazing details!

NORTHWEST SUBURBAN PRACTICES

- Three-op powerhouse doing \$625,000! Transition available.
- New five-op practice, \$20,000 on 3.5 days/week. HUGE upside.
- Two-op starter. Low overhead. Grossing \$250,000. Make an offer!

WEST SUBURBAN PRACTICE

Three-op starter. Beautiful with real estate. Great price!

NORTHWEST SUBURBAN PRACTICE

Starter/Chart sale. 4 ops doing \$200,000 in collections. 250+ patients.

ORTHO PRACTICE

Call me!

SOUTHWEST SUBURBAN PRACTICE

Three ops, \$550,000 with low overhead. Money maker!

WEST SUBURBAN PRACTICE

Four ops, \$550,000 – half of revenue from hygiene. Won't last!

NORTHWEST SUBURBAN PRACTICE

All fee-for-service. \$700,000+. High quality dentistry. Real estate also available.

OFFICE SHARE/BUY-IN: NORTH SHORE

Existing practices only. Call for details!

MANY MORE COMING!

BUYERS: Interest rates are at All-Time lows! Buy now and save!

Dr. Robert A. Uhland

chicagodentalbroker@gmail.com » **847.814.414** » www.chicagodentalbroker.net

VISIT US AT BOOTH 1836

MEET DR. MORGAN

He's not at his practice. Instead, he's enjoying time with his family and making memories to last a lifetime.

He can rest easy knowing that during his free time he doesn't need to worry about paperwork or business operations.

Instead, we are.

**WORRY-FREE TIME.
ONE OF THE MANY BENEFITS OF
BEING AN AFFORDABLE DENTURES
& IMPLANTS PRACTICE OWNER.**



info.affordabledentures.com/freetime

**WHAT WILL YOU DO
WITH YOUR FREE TIME?**

100% Practice Ownership • 360° Business Support
Superior Implant Training • Advanced Technology



You are not a policy number.



tdic

And at The Dentists Insurance Company, TDIC, we won't treat you like one. We were started by, and only protect, dentists. This singular focus has led to an unparalleled knowledge of dentistry and the best ways to protect you. This respect for your profession supports exceptional service, including an in-house claims team, razor-sharp legal team and industry-leading risk management resources.

Because with us, business is about doing what's best for you.

Endorsed by the
Illinois State
Dental Society

Protecting dentists. It's all we do.®

800.733.0633 | tdicinsurance.com